

D A R R A N

# Capitol Park

price list | effective January 2016 | updated 1.19.17



## CAPITOL PARK PRICE LIST REVISIONS

DATE	PAGE	MODIFICATION	DESCRIPTION
7.20.16	ALL	Removed finish	Removed discontinued finish GRC Caramel Cherry
8.2.16	ALL	Removed finishes	Removed finishes WCM, GCM clear maple and WWM, GWM wheat maple"
8.9.16	53	Edited dimn. and SKUs	Updated depth to 15" and height to 36"
8.11.16	65, 66	Changed towers, freestand	Changed ganging half towers (half wardrobe and file/file/storage) to freestanding, added flush cut option
8.26.16	N/A	Edited Tackboards	Half size overhead tackboard SKUs and sizes have been corrected

**TABLE OF CONTENTS**

Product index ..... 2

General Information ..... 5

Limited Lifetime Warranty ..... 6

Damages | Returns | Reparis ..... 7

Ordering Information ..... 8

GSA Customer Information ..... 9

Freight..... 10

Features & Advantages ..... 11

Finishes | Specifications..... 13

Edges | Pulls | Knobs..... 14

Grommets | Grommet Reference ..... 15

Ganging | Height Reference ..... 16

Modesty Reference | Doors | Grain Direction ..... 17

Drawer Dimensions | FILING Reference ..... 18

Double Pedestal Desk ..... 19

Table Desk..... 23

Single Pedestal Desk ..... 25

Conference Desk ..... 29

Service Desk ..... 31

Runoff Desk ..... 32

Returns..... 33

Bridges ..... 36

Corner Units..... 37

Freestanding Credenzas..... 38

Workstation Credenzas..... 43

Service Credenzas..... 46

Single Height Freestanding Overheads ..... 47

Overhead Accessories..... 50

Single Height Wall Hung Overheads ..... 54

Wall Hung Accessories ..... 56

Overhead Half Towers ..... 61

Overhead Bookcases ..... 63

Vertical Half Towers ..... 65

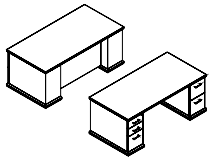
Vertical Full Towers ..... 67

Bookcases..... 70

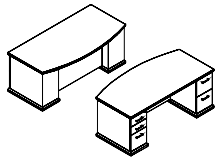
Reception..... 72

Options ..... 80

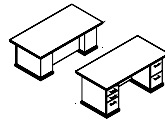
Power and Data..... 103



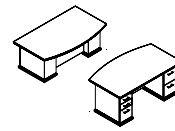
PAGE 19  
DOUBLE PEDESTAL DESKS



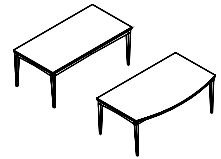
PAGE 20  
DOUBLE PEDESTAL DESKS



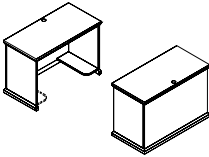
PAGE 21  
DOUBLE PEDESTAL DESKS



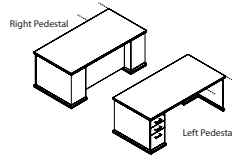
PAGE 22  
DOUBLE PEDESTAL DESKS



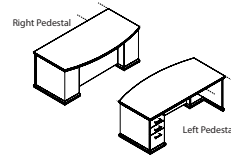
PAGE 23  
TABLE DESKS



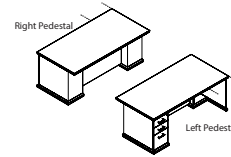
PAGE 24  
TABLE DESKS



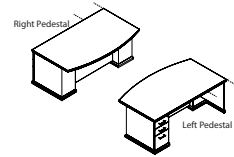
PAGE 25  
WORKSTATION DESKS



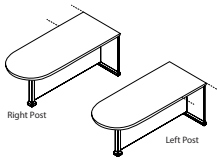
PAGE 26  
WORKSTATION DESKS



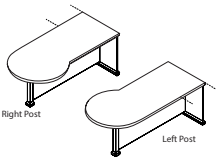
PAGE 27  
WORKSTATION DESKS



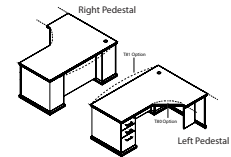
PAGE 28  
WORKSTATION DESKS



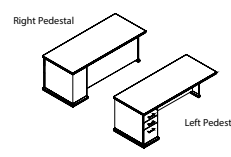
PAGE 29  
WORKSTATION CONFERENCE DESKS



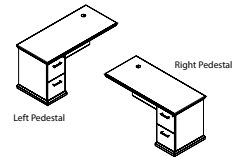
PAGE 30  
WORKSTATION CONFERENCE DESKS



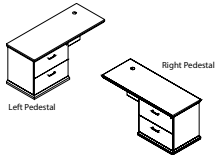
PAGE 31  
WORKSTATION SERVICE DESKS



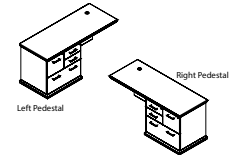
PAGE 32  
WORKSTATION RUNOFF DESKS



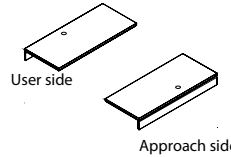
PAGE 33  
"L" WORKSTATION RETURNS



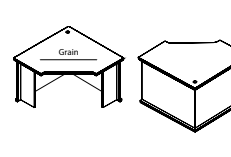
PAGE 34  
"L" WORKSTATION RETURNS



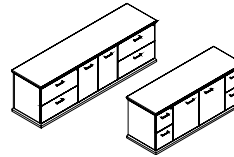
PAGE 35  
"L" WORKSTATION RETURNS



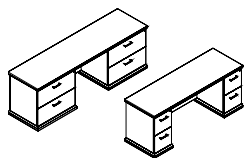
PAGE 36  
WORKSTATION BRIDGES



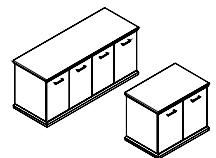
PAGE 37  
CORNER UNIT



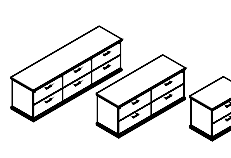
PAGE 38  
CRENZAS



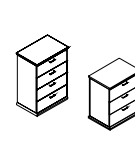
PAGE 39  
CRENZAS



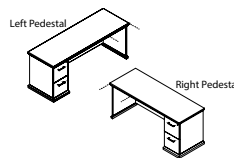
PAGE 40  
CRENZAS



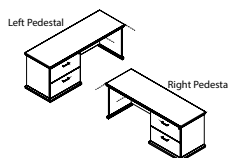
PAGE 41  
LATERAL FILE CRENZAS



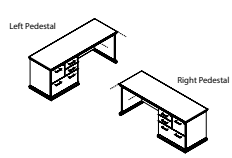
PAGE 42  
LATERAL FILE



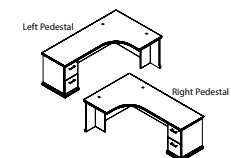
PAGE 43  
WORKSTATION CRENZAS



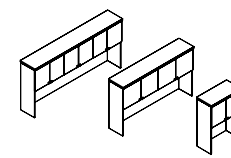
PAGE 44  
WORKSTATION CRENZAS



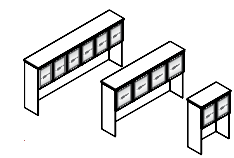
PAGE 45  
WORKSTATION CRENZAS



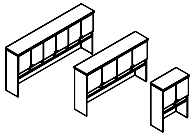
PAGE 46  
WORKSTATION SERVICE CRENZAS



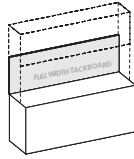
PAGE 47  
SINGLE STORAGE OVERHEAD CONSOLE



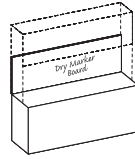
PAGE 48  
SINGLE STORAGE OVERHEAD CONSOLE



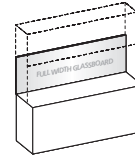
PAGE 49  
SINGLE STORAGE OVERHEAD  
CONSOLE



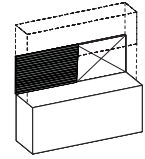
PAGE 50  
OVERHEAD TACKBOARDS



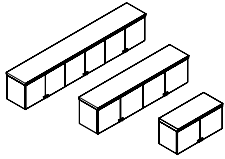
PAGE 51  
OVERHEAD DRY MARKER BOARDS



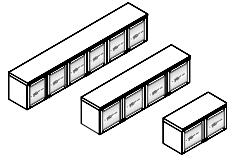
PAGE 52  
OVERHEAD GLASSBOARDS



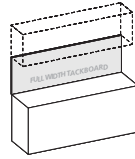
PAGE 53  
OVERHEAD SLAT WALL



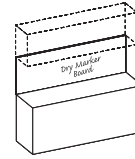
PAGE 54  
SINGLE HEIGHT WALL HUNG  
OVERHEADS



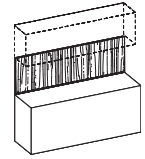
PAGE 55  
SINGLE HEIGHT WALL HUNG  
OVERHEADS



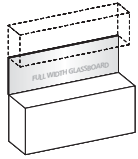
PAGE 56  
WALL HUNG TACKBOARDS



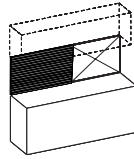
PAGE 57  
WALL HUNG DRY MARKER  
BOARDS



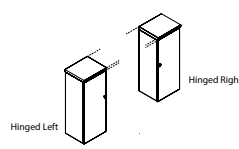
PAGE 58  
WALL HUNG VENEER PANELS



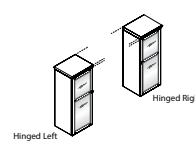
PAGE 59  
WALL HUNG GLASSBOARDS



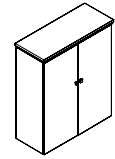
PAGE 60  
WALL HUNG SLAT WALL




PAGE 61  
SIT-ON TOWER EXTENSION



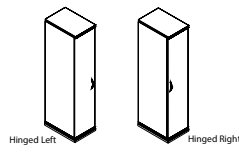
PAGE 62  
SIT-ON TOWER EXTENSION



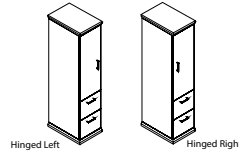
PAGE 63  
SIT-ON BOOKCASE CONSOLE



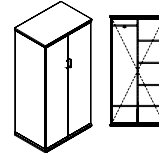
PAGE 64  
SIT-ON BOOKCASE CONSOLE



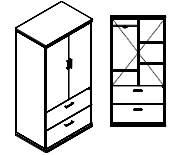
PAGE 65  
HALF TOWERS



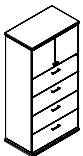
PAGE 66  
HALF TOWERS



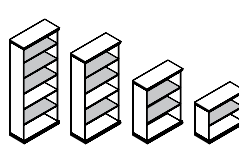
PAGE 67  
FULL TOWERS



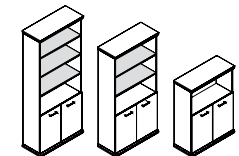
PAGE 68  
FULL TOWERS



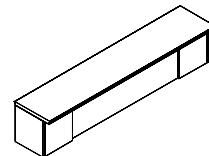
PAGE 69  
FULL TOWERS



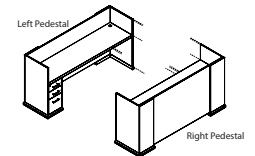
PAGE 70  
FREESTANDING BOOKCASES



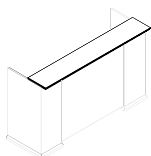
PAGE 71  
FREESTANDING BOOKCASES



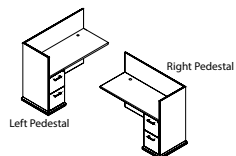
PAGE 72  
SIT-ON RECEPTION COUNTERS



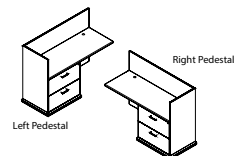
PAGE 73  
RECEPTION DESK



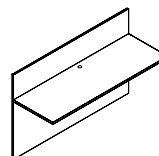
PAGE 74  
RECEPTION DESK COUNTERTOPS



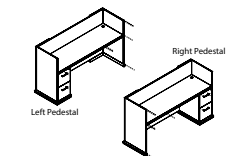
PAGE 75  
RECEPTION RETURN



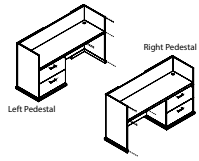
PAGE 76  
RECEPTION RETURN



PAGE 77  
RECEPTION BRIDGE



PAGE 78  
RECEPTION "U" CRENZAS



PAGE 79  
RECEPTION "U" CREDENZAS



All DARRAN products are proudly manufactured in the U.S.A.

### BUILT TO ORDER

Manufactured per order the way you want it, including modifications.

### FULLY ASSEMBLED

Unless otherwise noted, all products are fully assembled and ready to use, including add-on options.

### PERFORMANCE TESTED

All products are tested to ensure performance exceeds BIFMA / ANSI standards.



### GREEN CERTIFIED

DARRAN has been committed to improving indoor air quality of office buildings since 1996. Since then, finish technology has allowed our commitment to continue with products that are air quality Certified Green.

DARRAN is proud to announce that all in veneer, laminate, and guest seating are MAS Certified Green for complying with the ANSI/BIFMA X 7.1 standard / LEED 4.5 Standard for low –VOC emitting Furniture.

MAS is an independent emission testing laboratory that is ISO 17025 compliant using ASTM, ANSI and CEN methods. MAS is a true 3rd party certification through NSF International to BIFMA standards and California's ARB formaldehyde standard. Certification of compliance under the Low – VOC emitting Furniture testing, qualifies products for LEED 4.5 credits.



### FINISH TECHNOLOGY

DARRAN has continued its partnership with AkzoNobel Chemicals ([www.akzonobel.com](http://www.akzonobel.com)) to develop a new finish technology further improving indoor air quality with a coating that meets today's environmental standards and supports LEED buildings.

ENVI-CT (Environmental Coatings Technology) utilizes advanced European finish technology to deliver a high-end furniture coating with superior performance in appearance and durability, allowing DARRAN to deliver more sustainable products to our customers.

#### *ENVI-CT Advantages:*

- › ENVI-CT is a re-engineered high performance Top Coat
- › Exceptional hardness and clarity
- › Highly resistant to solvents and chemicals
- › Plasticizer Migration resistant
- › Excellent UV inhibitors for maximum color resistance
- › Exceeds current and proposed future Federal and State air quality requirements
- › Field Repairable
- › Dynamic chamber emissions tested and certified compliant to ANSI/BIFMA X 7.1 Standard / LEED 4.5 Standard for low – VOC emitting furniture.
- › Standard with Anti-microbial additive.

### ADVANTAGES

DARRAN has upgraded the standard Anti-microbial protection, to , the latest in Silver Ion Technology. DARRAN collaborated with the world's leader in finishing materials, to formulate an additive that will inhibit the growth of mold, mildew, fungus and bacteria on wood surfaces. This additive infuses Silver Ions into DARRAN's ENVI-CT (Environmental Coatings Finish Technology), creating a protective surface for the life of the furniture. The best part - is standard on all DARRAN Caseloads for no additional fee.

**BAC GUARD  
SILVER™**

## LIMITED LIFETIME WARRANTY

DARRAN Furniture Industries, Inc. ("DARRAN") warrants that each piece of furniture manufactured in its North Carolina Facilities will be free from defects in material and workmanship for as long as the original purchaser owns and uses the product. Subject to the limitations and exclusions herein, DARRAN, at its discretion and as the sole remedy under the DARRAN Limited Lifetime Warranty, will replace or repair a defective product or components with comparable product or components free of charge. This warranty is made only to the original purchaser from an authorized DARRAN dealer, for as long as that original purchaser owns and uses the product.

### LIMITATIONS: USE / CARE

- › Warranty is limited to normal single shift use.
- › Warranty is limited to generally accepted care and maintenance of natural wood products and environments.
- › Natural wood surfaces are subject to denting, scratching, and gauging if not properly used and cared for. Warranty is subject to use and care in accordance with the use and care instructions provided in the Product Care section of this site (including, but not limited to, the care and maintenance guide downloads linked thereon), available at [www.darran.com/product-care](http://www.darran.com/product-care), which are incorporated herein by reference.

### LIMITATIONS: MATERIALS / COMPONENTS

- › Laminates, Veneers / Finishes - 10 Years
- › Electrical lamps, Ballasts, Transformers - 5 Years
- › Fabrics, Pneumatic lifts, Foam - 5 Years
- › Custom products built to customers specifications - 3 Years

### WARRANTY EXCLUSIONS

*Damage identified as carrier or installer related.*

- › Normal wear and tear of wood products during course of ownership.
- › Color, grain, or texture of natural wood materials, laminates, and other covering materials.
- › Damages or failures resulting from misuse, abuse, negligence, improper care, modifications, or relocation.
- › Non Commercial use or locations.
- › So-called "ghost" indentions and similar damage caused by the failure to use appropriate desk or writing pads.

All Warranty Claims are subject to DARRAN-approved inspections. Disputes may involve independent third-party evaluation

### QUALITY ASSURANCE

DARRAN manufactures in accordance with the standards set by Architectural Woodwork Institute (AWI) for Quality Standards.

Every unit produced at DARRAN is completely inspected by an independent quality control team located within each plant whose emphasis is on assembly, finish, and final inspections with empowerment to stop any unit not meeting DARRAN's high quality standards.

### LIGHT AND NATURAL FINISHES

The beauty of veneer and all wood products comes from the variations created by nature including color, grain, and texture.

These variations are not considered defects and DARRAN's Limited Lifetime Warranty does not cover color, grain and texture variations associated with natural wood and grain seen in any finish color. DARRAN sets standards for veneer selections; however, variations, especially apparent in light/natural finishes, will occur from one piece to another even if they are finished at the same time.

Finishes such as Clear Maple, Light/Gunstock Walnut, and Clear/Caramel Cherry will display more natural characteristics due to their light stain. Grain, pattern and color from unit to unit are not guaranteed or warranted and products will not be replaced due to these variations. Exposure to light and age will cause darkening of natural wood products; therefore DARRAN cannot guarantee or warrant finish match of new products being placed with existing products in the field.

### GLASS

Use of glass overlays on surfaces will void DARRAN's Limited Lifetime Warranty, unless the overlay is installed and maintained in strict accordance with DARRAN's instructions. If an overlay is to be used, please contact DARRAN for installation and maintenance instructions.

### GENERAL

Performance questions will be tested to generally accepted practices and AWI guidelines and standards for wood veneer furniture. To obtain performance of the Limited Lifetime Warranty, the purchaser should contact in writing the authorized DARRAN representatives or current dealer who sold the product to the purchaser or mail the warranty claim to:

Warranty Department  
DARRAN Furniture Industries, Inc.  
P.O. Box 7614  
High Point, NC 27264  
Telephone: 336-861-2400      Toll Free: 800-334-7891  
email: [warranty@darran.com](mailto:warranty@darran.com)

EXCEPT FOR THE LIMITED LIFETIME WARRANTY EXPRESSLY DESCRIBED HEREIN, DARRAN MAKES NO OTHER REPRESENTATION OR WARRANTY OF ANY KIND, EXPRESS OR IMPLIED. DARRAN MAKES NO WARRANTY OF MERCHANTABILITY OR FITNESS FOR A PARTICULAR PURPOSE, AND DARRAN WILL NOT UNDER ANY CIRCUMSTANCES BE LIABLE FOR ANY INCIDENTAL OR CONSEQUENTIAL DAMAGES, OR ANY INDIRECT OR SPECIAL DAMAGES.

### THE WARRANTY AS STATED ABOVE, SUPERSEDES ALL PREVIOUS WARRANTIES



**NO HASSLE FREIGHT DAMAGED MERCHANDISE**

DARRAN products are packed in specially designed cartons and padding that protects all edges and corners from damage. This is proven by an industry low damage rate of .0030% per total pieces shipped.

For qualified freight damage claims DARRAN will take responsibility for the claim and remedy processes including assuming total cost coverage from claim settlements.

(Some items may not qualify. Contact Factory for specific details.)

**QUALIFIED CLAIM CONDITIONS****VISIBLE CARTON DAMAGE**

1. Take digital pictures of the damaged carton and damaged furniture if visible damage is found upon delivery at the dock
2. Open all cartons with puncture or crushed corner damage.
3. Note any damage to the goods on the Carrier's freight bill as number of pieces damaged.

**CONCEALED DAMAGE**

1. Take digital pictures of the furniture as it sits partially unpacked. Also, photograph external and internal carton materials that correspond with the damaged area on the product.
2. Carton and damaged unit(s) must be located at the location matching the original delivery address for Carrier inspection.
3. Digital pictures must be provided of the damaged furniture and carton materials

For qualified claims per above contact DARRAN Customer Service Department at 1-800-334-7891 or complete DARRAN's online warranty report form within the 15 day limit. [www.darran.com/warrantyreport](http://www.darran.com/warrantyreport)

**NON-QUALIFIED CLAIM CONDITIONS**

1. Deliveries made to non-dock locations
2. Claims made after furniture is installed and/or removed from original delivery location
3. Carton and padding has been discarded
4. Carrier used was not DARRAN approved
5. Inspection reveals questionable damages

**REPLACEMENT ORDERS**

Replacement orders entered without replacement tagging or factory authorization is considered a new order without dispute, therefore full payment is expected and will be collected.

**RETURN SHIPMENTS**

DARRAN will not accept return of merchandise without a signed RA (return authorization) form.

DARRAN will specify the carrier to be used. Return bills of lading must be marked "Class 125" freight rate and a copy of the RA should be used as a packing list. All returns must be received by DARRAN within 30 days of the RA date or the products will be considered accepted by the customer.

All products being returned must be properly packed and protected to avoid freight damage. Whenever possible, use the original cartons in which the merchandise was shipped. Freight

damage, signs of usage, missing parts, etc., will result in an adjustment of any credit to be issued.

DARRAN will issue RA's for the following reasons:

1. Manufacturing defect (inspection required)
2. Order processing error by DARRAN
3. Shipping error
4. Mismarked carton / merchandise

**SPECIFICATION CHANGES**

We reserve the right to change without notice any dimension, style, or specification of any model in the DARRAN line. Dimensions shown in the price list are nominal. It is the buyer's responsibility to read specification carefully when matching existing goods is desired.

**MANUFACTURING DEFECTS**

Claims of manufacturing defects will not be entertained without prior consultation with DARRAN's warranty department. Unauthorized deduction in payment of invoices will not be allowed without prior factory approval. Unapproved deductions are subject to factor's late payment charges.

**DAMAGE CLAIMS**

Claims of manufacturing damage or freight damage reported as nicks, dents, scratches, etc. after installation of furniture will not be covered under warranty or freight claim.

**ATTENTION:** Damage claims involving glass or stone components must be inspected and damage noted on delivering freight bill to qualify for replacement.

**REPAIR CHARGES**

Factory authorization must be secured from DARRAN's warranty department prior to incurring repair charges. Warranty will utilize DARRAN's National Repair Service through the Furniture Medic Franchise ([www.furnituremedic.com](http://www.furnituremedic.com)).

Repair charge authorizations are based on:

- › Set travel rate
- › Average regional job rate
- › Factory set maximum repair time
- › Falsely reported defect claims are subject to local service charges being charged to dealer/distributor.

**FINISH MAINTENANCE**

Wood office furniture and wood finishes can retain their natural beauty for life if proper care is taken and a stable environment is provided. Fluctuations in humidity and temperature cause panels and solid wood components to expand and contract and may lead to panel warpage and finish "checking" or cracking. Prolonged exposure of furniture to dry heat during winter months should be avoided. Careful examination of interior wood trim may indicate a damaging dry environment. If open joints, splits and cracks are appearing in trimwork consult with a HVAC professional for appropriate remedy.

DARRAN finishes are field repairable should damage occur. Professional furniture repair services are recommended. Regular cleaning with a non-silicone polish is recommended.

**ORDERING**

All orders should be emailed, mailed or transmitted by fax to:

DARRAN Furniture Industries, Inc.  
P.O. Box 7614  
High Point, NC 27264  
email: orders@darran.com  
Fax: 336-861-6485

DARRAN will only accept orders from authorized Dealers. All orders must be accurate and detailed. All Quick Ship orders must contain Quick Ship product ONLY. Orders should be separated and submitted according to lead time. Orders must contain Quick Ship code "QS" or have designated Quick Ship lead time to ensure correct order entry. Orders that contain multiple lead time products will be entered as one order and scheduled with the most extended lead time.

**CREDIT APPROVAL**

All orders are subject to credit approval for open account. All new accounts must be approved by a local DARRAN Sales Representative and should submit current financial information and trade references to:

DARRAN Furniture Industries, Inc. ATTN: Credit Department  
P.O. Box 7614  
High Point, NC 27264  
Telephone: 336-861-2400 Toll Free: 800-334-7891  
Fax: 336-861-2512

Orders submitted without accounts pre-approval or credit approval are subject to acceptance with lead times scheduled only after approval dates.

**LEAD TIME SCHEDULE**

DARRAN cannot assign a firm lead time until Credit approval and order accuracy are complete. Extended lead times due to credit or information delays are the responsibility of the Buyer.

**ORDER DELAY / HOLD**

Due to the committed manufacturing cost on Quick Ship processes, DARRAN cannot delay or hold orders, either in process or after completion.

**CANCELLATION AND ORDER CHANGES - FEES**

Acknowledged orders are considered firm orders and therefore not subject to cancellation or change. However, in the event we are able to stop an order prior to manufacturing process, we will consider cancellation or changes with a reprocessing fee of \$40.00 Net. Exceptions: Quickship orders cannot be changed or canceled after the 3rd business date after acknowledgment. Qualified changes/cancellations will be assessed a \$40.00 Net processing fee.

Changes or cancellation of order with special options or custom quoted items are also subject to additional material and vendor fee costs, plus a DARRAN special/custom reprocessing fee of \$100 NET.

**ORDER MOVEUPS**

Should an original scheduled ship date need to be improved, the Factory must be contacted 15 business days prior to the desired ship date. Move ups are subject to schedule availability.

**ORDER ACKNOWLEDGMENT**

Upon credit approval your order will be acknowledged and identified by an order number. When making reference to your order, please use this order number. Your acknowledgment is a detailed description of our interpretation of your order, pricing, shipping information, and estimated delivery date.

If you have not received an Acknowledgment within 10 Days of order issue, contact Customer Service immediately. All Quick Ship order acknowledgments will be faxed or emailed upon request to speed processing. Please read your acknowledgment carefully for correctness and notify DARRAN immediately of any discrepancies. Failure to notify relieves DARRAN from error liability.

Order acknowledgment is the final agreement between DARRAN and the customer superseding all previous communications regarding the order. DARRAN will not be responsible for errors made on orders placed by phone without written confirmation.

**SELLING INFORMATION**

Possession of this price list does not in itself constitute the right to sell DARRAN products. DARRAN products are sold and distributed through authorized dealerships. Contact factory for a listing of local representatives and dealerships.

**INVOICE TERMS**

Standard terms are NET 30 days. Finance charges of 1-1/2% will be added to delinquent accounts after 45 Days and for each 30 Days thereafter until paid.

Complaints involving newly received merchandise must be reported within 10 days from receipt to qualify for full invoice remittance suspension or term extension. Otherwise only items in dispute can be suspended from payment of invoice within terms.

**WAREHOUSE/STORAGE**

DARRAN will determine order warehousing approvals on a case by case basis. Orders that can be accommodated will be limited to a max of 30 days storage and must be invoiced at time of storage. Orders that exceed factory storage capacity will be transferred to local storage facilities subject to current storage rates and handling-transit charges. Storage charges must be paid prior to order release to shipping.

**EXECUTIVE OFFICE & CONFERENCE ROOM  
FURNITURE**

**November 3, 2015 through November 2, 2020**

FSC Group 71

GSA CONTRACT NUMBER: GS-27F-001DA

Business Classification:

WBENC Certified Woman-Owned Small Business

DARRAN FURNITURE INDUSTRIES

2402 SHORE DRIVE

HIGH POINT, NC 27263

336.861.2400 FAX 336.861.6485

Business Classification:

Woman-Owned Small Business

On-line access to contract ordering information, terms and conditions, up-to-date pricing, and the option to create an electronic delivery order are available through GSA Advantage!, a menu driven database system. The INTERNET address for GSA Advantage is <http://www.fss.gsa.gov>

For more information on ordering from Federal Supply Schedules click on the FSS Schedules button at <http://www.fss.gsa.gov>

**1a. Special Item Number**

711-8: Executive Office Furniture

711-9: Executive Conference Room Furniture

711-11: Tables and Accessories

711-16: Upholstered Seating

711-18: Multi-purpose Seating

**2. Maximum Order Limitations:**

711-8 \$500,000

711-9 \$500,000

711-11 \$500,000

711-16 \$300,000

711-18 \$200,000

**3. Minimum Order: \$100**

**4. Geographic Coverage:** 48 Contiguous States and the District of Columbia

**5. Point of Production:** High Point, North Carolina (Randolph County)

**6. Discount:** Prices shown herein are List (Discount is 56.9% Off List)

**7. Quantity Discounts:**

• \$467,837 List to \$1,000,000 List = 59.70%

• \$1,000,001 List to \$1,315,789 List = 61.70%

**8. Payment Terms:** ½% - Net 15 Days, Net 30 Days

**8a. Terms and Conditions of Government Credit Card Acceptance:**

a. No discount allowed for payment by Government Purchase Card

b. Provide commercial credit card number

c. Provide commercial credit card expiration date

d. Provide individual's name as it appears on

credit card

e. Provide telephone number of individual to whom credit is issued

**9a. Government Purchase Cards are accepted below the Micro Purchase Threshold.**

**9b. Government Purchase Cards are accepted above the Micro Purchase Threshold.**

**10. Foreign Terms:** None

**11a. Time of Delivery:** Regular Product: 60 - 90 days after receipt of order

Quick Ship Program: Contact DARRAN

**11b. Quick Ship Program:** Items available for expedited delivery are included in main Price Lists.

**11c. Overnight and 2-day delivery:** N/A

**11d. Urgent Requirements:** Will be considered on an individual basis. Contact DARRAN for details.

**12. FOB Point:** All destinations are limited to Commercial docks only. Carriers may refuse non-dock deliveries.

**12a. Freight Prices:**

a. All prices shown are suggested list prices with freight included where indicated.

b. Freight allows delivery to one qualified destination.

c. Within the Continental USA, all orders above \$1,500 net are shipped FOB factory, freight prepaid and allowed. All orders less than \$1,500 net will be subject to a \$100 net freight charge.

**13. Ordering Address:**

DARRAN Furniture Industries

P.O. Box 7614

High Point, NC 27264

Ph: 800.334.7891

Fax: 336.861.6485

**13a. Payment Address:**

BB&T

P.O. Box 890011

Charlotte, NC 28289-0011

**14. Warranty Provision:** Limited Lifetime (Contact DARRAN for details)

**15. Export Packing Charges:** Quoted on request

**13. Terms and Conditions: Order Cancellation / Changes.**

Restocking/Returns: No merchandise may be returned without a return authorization and shipping instructions. No credit or allowance will be given for repairs to defective materials unless DARRAN has given authority to make such repairs. A restocking charge of 25% will apply.

Cancellation: No cost prior to production. After

## GSA CUSTOMER INFORMATION

production has begun, only actual cost incurred will be billed to the Government that cannot be recovered through resale in 6 months

**14. Terms and Condition of Rental, Maintenance and Repair: Consult the Factory.**

**15. Terms and Conditions of Installation:** Installation by a Third party to be quoted on a per job basis. The ordering must specify what ranges of installation services are required.

**16. Terms and Conditions of Repair Parts:** Contact DARRAN for details.

**17. List of Service and distribution points:** Contact DARRAN for details..

**18. Preventative Maintenance:** Information enclosed with product.

**19. List of Participating Dealers:** Contact DARRAN for details.

**23. Environmental Attributes:** DARRAN is compliant with EPA standards. All plywood core material is CARB 2 compliant and contains recycled content. All DARRAN Casegood Products are BIFMA Level 2 Certified. DARRAN is FSC CoC Certified and our products are MAS Certified for Indoor Air Quality.

**23a. Recyclable and Recycled Content Packaging:**

The corrugated packaging that is supplied to DARRAN, meets the federal mandate that requires the paperboard to be composed of 30%-50% recycled paper, and in some cases the recycled content is close to 100%.

**23b. Chemical Emission:** DARRAN finishes its products in an ENVI-CT Finish. (Environmental Coatings Technology). DARRAN's seating is finished with a low VOC Conversion Varnish and the casegoods are finished with a formaldehyde free, low VOC Urethane finish. These ENVI-CT finishes allow DARRAN's products to be MAS Certified Green under the ANSI BIFMA X7.1 Standard. Products assist with LEED 4.5 Credit.

**23c. Vapor Emissions:** DARRAN's ENVI-CT finishes use the latest environmental coatings technology to provide lasting durability and exceptional clarity with BACGUARD Silver anti-microbial protection built-in. The ENVI-CT finishes allows DARRAN casegoods to be MAS Certified Green meeting LEED Credit 4.5.

**24a. Duns Number:** 08-363-5318

**24b. Cage Code:** 0Y-6B6

**24c. Federal ID Number:** 56-117-1971

**24d. NAICS Code:** 337211

**25. SAM Network:** DARRAN is registered

## SHIPPING SCHEDULE

When requested, DARRAN will assist in locating special express carriers that may have short transit times. These services may exceed our prepaid freight costs; therefore, pricing is limited to the Freight Excluded formula with special express charges added to the invoice.

For special deliveries, DARRAN will make every effort to meet the appointed time; however DARRAN will not be responsible for any additional charges for late deliveries beyond our control.

## PRICES

- › All prices shown are suggested list prices with freight included where indicated.
- › Freight allows delivery to one qualified destination.
- › Within the Continental USA, all orders above \$1,500 net are shipped FOB factory, freight prepaid and allowed. All orders less than \$1,500 net will be subject to a \$100 net freight charge.

## CALL BEFORE DELIVERY REQUEST

DARRAN will arrange for carriers to call before delivery when requested.

Important Non-Qualified Destinations DARRAN Prepaid Freight Pricing does not include delivery to:

- › Residential Areas
- › Restricted Commercial Areas
- › No Dock Locations
- › Inside delivery/setup service

Orders received and installed without professional Furniture Installers voids all Warranty Coverage.

## CARRIER SELECTION

DARRAN selects and uses only carriers specialized in furniture transportation. Customer requested carriers can be authorized using Freight Excluded pricing with invoice add-on.

## SPECIFIC DELIVERY TIMES

DARRAN will assist in coordinating a requested delivery time from a carrier. DARRAN makes no guarantees and accepts no responsibility for such services as DARRAN has no control over possible carrier hazards. To ensure specific time arrival, we recommend arranging single stop, designated load carriers. Less than trailer load (LTL) shipments cannot be coordinated for a guaranteed delivery time.

## EXPRESS CARRIERS

When requested DARRAN will assist in locating special express carriers that may have short transit times. These services exceed our prepaid freight cost, therefore, pricing is limited to the Freight Excluded formula with special express charges added to invoice.

## FEATURES & ADVANTAGES

### VENEER AND HPL TOPS

Wood veneer tops and high-pressure laminate tops feature a M2 Grade, CARB2 MDF Core with balanced 3-ply construction. Tops are 1-5/16" thick on all veneer and HPL products except for the Rift Collection, which features 1-1/2" thick primary work surfaces. Tops are connected to chassis with steel angle brackets, wood cleats and dowels. DARRAN only uses HPVA A Grade Flat Cut Cherry, Maple, and Walnut Veneers that are book-matched and slip-matched. Rift-Cut White Oak and Quarter-Cut Ash are available as premium veneers. DARRAN's Rift Collection features a double-cut veneer in a rift-cut pattern for a clean linear aesthetic. Veneer tops feature shapeable MDF edges, 3/4", 1", or 3mm external solid hardwood bands based on collection and edge selection. HPL tops feature a laminate self edge, shapeable MDF edge, or a 3mm solid wood edge based on edge selection.

### TFL TOPS

Thermally Fused Laminate tops feature M2 Grade, CARB2 MDF Core with 3-ply balanced construction. Tops are 1-1/8" thick and feature a 2mm flat PVC edge band providing high impact durability. Tops are connected to chassis with steel angle brackets and dowels.

### CHASSIS & PEDESTAL CONSTRUCTION

All pedestals and chassis are constructed with 3/4" thick balanced 3-ply panels. Panels are securely fastened together using rails that are bored and doweled, glued, metal reinforcement brackets and wood cleat construction. Thick end panels are pre-bored to accept a tee nut for the adjustable glide and are reinforced with pvc banding to prevent glide tear out. Glue blocks are used where 3/4" thick panels are joined, bored for tee nut to accept adjustable glide.

### OVERHEAD CABINET CONSTRUCTION

(FREESTANDING AND WALL MOUNT)

Freestanding Overhead storage cabinets are constructed of 1" and 3/4" thick balanced 3-ply panels. Panels are attached with cam fasteners in conjunction with dowels securely adhered with PVAc (white polyvinyl acetate) glue. All surface mount cabinets connect to work surface with anti-slip tape. Wall mount cabinets are mounted to the wall with steel "z" bracket attachment method using 5mm euro screws to attach to the back of the cabinet. All units ship with a steel "z" bracket. This bracket is mounted to the wall by field installers. Installers are responsible for selecting and supplying appropriate fasteners for wall conditions.

### BOOKCASE CONSTRUCTION

All chassis (sides, back, top and bottom panels) are constructed with 3/4" thick balanced 3-ply panels. Panels are attached with cam fasteners in conjunction with dowels securely adhered with PVAc (white polyvinyl acetate) glue. Shelves on all units are 3/4" thick balance 3 ply panels. Optional heavy duty shelves are 1" thick lumber core balanced 5 ply construction.

### TACKBOARDS

Wall mount tackboards are constructed of .75" thick fiberboard.

The fabric is precisely aligned and fitted to the tackboard with a sock on cover.

Overhead storage tackboards are constructed of .5" thick fiberboard. The fabric is precisely aligned and fitted to the tackboard and adhered to the rigid hardboard with staples.

### ADJUSTABLE GLIDES

Glides provide 1" of vertical leveling adjustment. Glide bottom is durable metal.

### DRAWERS

All drawers are constructed of four sides and a bottom, which are attached to a drawer front with screws for easy removal. Drawer fronts feature vertically matched veneer within each pedestal. Pencil trays are standard in all box drawers. Jamestown, Prado, Rift, and Spaces feature maple veneer 1/2" thick material for drawer sides, fronts and backs with a UV finish for maximum durability. Drawer bottoms are 7/32" thick 3-ply maple veneer. Drawer boxes are assemble at each corner with dowel joinery for maximum drawer strength. Capitol Park, Central Park, NSsq, Reception Park, and Richmond Park feature drawers that are 1/2" thick wood grained wrapped 5 sided miter-folded construction with 1/8" thick hardboard bottoms.

### SUSPENSIONS

All casegoods utilize cold rolled steel zinc plated high-grade drawer suspensions. All suspensions are warranted for the lifetime of the product. Box and File drawers are full extension, featuring steel ball bearings for a smoother quieter range of motion with soft close operation and are rated 100lbs. Lateral file drawers are a progressive action full extension suspension with the soft close operation and is rated at 150lbs. Lateral files include anti tip mechanism that will allow only one drawer at a time to be opened.

### HINGES

Units with doors include 95 degree swing hinges.

### FILING

Capitol Park, Central Park, NSsq, Reception Park, and Richmond Park feature a highly durable black plastic extrusion that is securely fastened into a route on top of the drawer to support hanging files. An adjustable crossbar is provided for all file drawers that enables legal/letter filing front to back or side-to-side based on the drawer size.

Jamestown, Prado, Rift, and Spaces feature metal file frames around the perimeter of the drawers with cross bars secured to the drawer sides to support hanging files. A metal adjustable cross bar is standard with all file drawers to support letter/legal filing front to back or side to side. File drawers have one adjustable cross bar and lateral files have two adjustable cross bars. See filing reference for details.

### LOCKS

Silver, black or bronze face locks are standard on all desks, credenzas, returns, and modular pedestals and match the color of the pull selection. Locks are optional on door storage, overhead storage, towers with doors and all door units. Each drawer pedestal is independently locked. Lock plugs are factory or field installed.

**KEYING**

Keying is available either factory or field installed. Factory installed keying is random.

**WIRE MANAGEMENT**

Wire management capabilities include standard and optional worksurface grommets. When grommets are standard or specified in a unit, wire channels under the surface are provided for organization and management of all communication wires and cords.

**GROMMETS**

Metal grommets are provided to match the drawer pull selection. Grommet is available in black, silver, white or antique brass. Must specify standard or non-standard location. Black plastic grommets are available as an option for vertical applications.

**POWERPORTS**

A large selection of powerports are available and handle power, data, docking stations and communication. See options section for selection.

**LED TASKLIGHTS**

LED task lighting provides high efficiency, low energy lighting with long life. LED lights are encased in a silver aluminum alloy material with built in switch to turn the light on/off. Lights are factory installed.

*Product specifications listed below:*

- Diffuser creates a softer light and eliminates hot spots.
- Built in switch with dimmer control.
- 30w 12Vdc 120V (UL approved) power supply
- Can be "daisy chained" up to 30W
- 50,000 hour life

SIZE	VOLTAGE	WATTAGE	COLOR TEMP.	CRI
24" light	12Vdc	6.4	5000K	90
48" light	12Vdc	12.8	5000K	90
60" light	12Vdc	16	5000K	90

**FINISHES**

<b>"W" VENEER</b> <small>Veneer</small>	<b>"G" LAMINATE HPL TOPS</b> <small>HPL</small>	<b>"M" THERMALLY FUSED LAMINATE</b> <small>TFL</small>
WAC Amber Cherry .....	GAC Amber Cherry .....	N/A
WRC Caramel Cherry.....	N/A .....	N/A
WIC Crimson Cherry .....	GIC Crimson Cherry.....	N/A
WEC Ebony Cherry .....	N/A .....	N/A
WHC Honey Cherry.....	GHC Honey Cherry .....	MHC Honey Cherry
WOC Koko Cherry.....	GOC Koko Cherry .....	N/A
WSC Scotch Cherry .....	N/A .....	N/A
WEW Executive Walnut.....	GEW Executive Walnut.....	N/A
WRW Gray Luster Walnut .....	GRW Gray Luster Walnut.....	N/A
WGW Gunstock Walnut.....	N/A .....	MGW Gunstock Walnut
WJW Judicial Walnut.....	N/A .....	N/A
WNW Natural Walnut.....	GNW Natural Walnut.....	N/A
WTW Studio Teak Walnut.....	GTW Studio Teak Walnut .....	N/A

**HPL TOPS ON TFL PRODUCTS ADD 10% - AVAILABLE WITH FLAT EDGE ONLY**

Send 3x3 or larger finish chip for color match. Custom finish upcharge is 3% or \$250 Net (whichever is greater).

**FINISH**

ENVI-CT Green Certified European Technology Coatings Finish with Anti-microbial protection.

**VENEER AND HPL TOPS**

Wood veneer tops and high-pressure laminate tops feature a M2 Grade, CARB2 MDF Core with balanced 3-ply construction. Tops are 1-5/16" thick on all veneer and HPL products except for the Rift Collection, which features 1-1/2" thick primary worksurfaces. Tops are connected to chassis with steel angle brackets, wood cleats and dowels. DARRAN only uses HPVA A Grade Flat Cut Cherry, Maple, and Walnut Veneers that are book-matched and slip-matched. Rift-Cut White Oak and Quarter-Cut Ash are available as premium veneers. DARRAN's Rift Collection features a double-cut veneer in a rift-cut pattern for a clean linear aesthetic. Veneer tops feature shapeable MDF edges, 3/4", 1", or 3mm external solid hardwood bands based on collection and edge selection. HPL tops feature a laminate self edge, shapeable MDF edge, or a 3mm solid wood edge based on edge selection.

**TFL TOPS**

Thermally Fused Laminate tops feature M2 Grade, CARB2 MDF Core with 3-ply balanced construction. Tops are 1-1/8" thick and feature a 2mm flat PVC edge band providing high impact durability. Tops are connected to chassis with steel angle brackets and dowels.

**CHASSIS**

3/4" thick core, Medium Density Fiberboard (MDF) rated EPP/SCS/CARB-II material with 3 ply balanced construction. Pedestal and cabinets feature dowel construction reinforced with steel bracket plates, wood cleats, screws and glue. Exposed interiors feature finished veneer of same species as exterior faces. Panel molding standard on approach and end panels of all worksurface height units.

NOTE: All units are standard with 1" adjustable glides that allow for leveling of units.

**DRAWER FRONTS**

Drawer fronts are vertically matched in balanced sets. Doors feature vertical veneer bookmatched horizontally in sets of 2 / 4 and 6 doors. All tower fronts matched in vertical sets.

**DRAWERS**

Drawers feature mitre joint / dowel construction with a natural maple finish. All drawers extend 100% for full access on steel ball bearing slides with cushion in-out stops. Drawers have been tested and passed BIFMA 50,000 cycle test. File drawers feature 1/4" bottoms reinforced for heavy weight capacity. All drawers are guaranteed lifetime with free replacement warranty.

**OPTIONAL WOOD DRAWERS**

Optional hardwood veneer plywood drawers feature banded top and bottom edges for smoothness. Drawers are dowel joint construction with a UV cured finish over maple veneers, plus a lifetime free replacement guarantee.

Optional Wood Drawer (Any Size) – Option Code P33...\$40 List Price Per Drawer

**RANDOM LOCKS & KEYING (STANDARD)**

Locks are standard on all storage units below the worksurface. Random lock cores are installed at the factory. Some units may be shipped with the same key number. Locks are Silver, Black or Bronze and match pull finish unless specified.

- SRK: Random Silver Random Key - n/c
- BRK: Random Black Random Key - n/c
- ZRK: Random Bronze Random Key - n/c

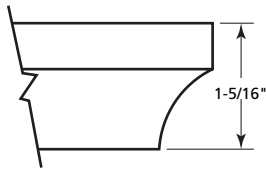
**FIELD INSTALLED LOCKS & KEYING (OPTION)**

Field installed lock option can be selected, each unit is shipped with an empty lock cylinder. A separate line item must be ordered to receive the numbered lock cores for field installation. Field installed locks are available at no additional charge. Specify Silver or Black Locks.

- SFK: Field Installed Silver Random Key - n/c
- BFK: Field Installed Black Random Key - n/c
- ZFK: Field Installed Bronze Random Key - n/c

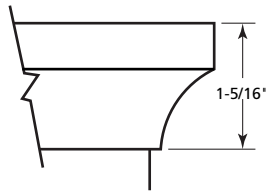
**"W" & "G" STANDARD PROFILE**

Capitol Park Edge for "W" & "G" Styles  
 Hardwood Rim Band Species Same As  
 Surface Veneer

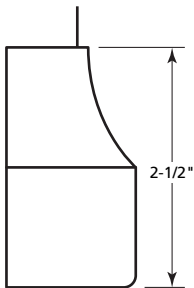


**"M" STANDARD PROFILE**

Capitol Park Edge for "M" Styles  
 1 mm PVC Edge with Matching Foil

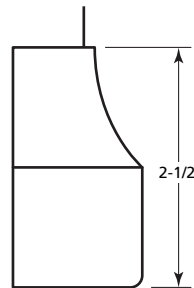


**"W" & "G" BASE PROFILE**



**Solid Hardwood Base:**  
 Bases are constructed of solid  
 hardwood lumber 2-1/2" x 1-5/8".  
 Corners are precisely mitred and  
 joined with solid hardwood corner  
 blocks screwed and glued for  
 durability. Non-mitred single end  
 bases are flushed to kneespcae side to  
 allow modular cabinet use.

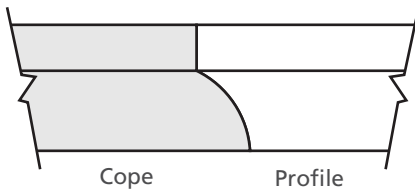
**"M" BASE PROFILE**



**Laminate Base:**  
 Bases are wood grain Laminate  
 Finish 2-1/2" x 1-5/8". Corners are  
 precisely mitred and joined with solid  
 hardwood corner blocks screwed  
 and glued for durability. Non-  
 mitred single end bases are flushed  
 to kneespcae side to allow modular  
 cabinet use.

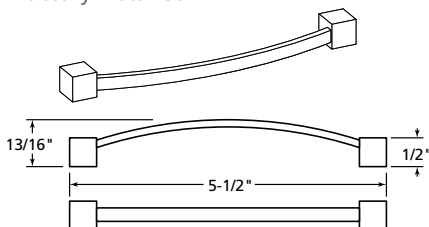
**HOOKUP EDGE PROFILE**

Coped Edge

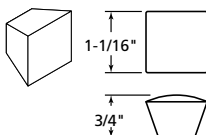


**PULLS/KNOBS**

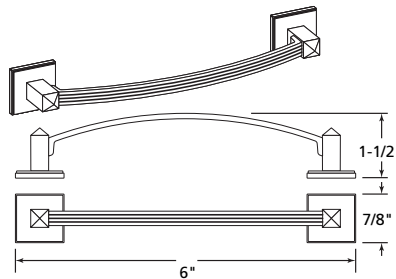
Factory Installed



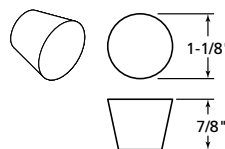
PL-125 Antique Pewter  
 PL-126 Antique English  
 PL-127 Matte Black



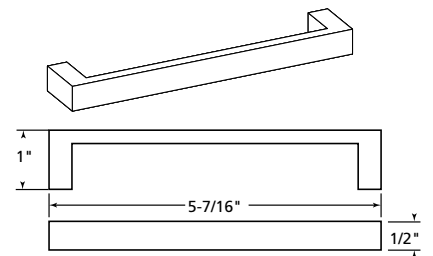
DK-125 Antique Pewter  
 DK-126 Antique English  
 DK-127 Matte Black



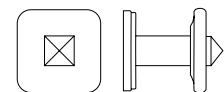
PL-220 Antique Pewter  
 PL-221 Matte Black



DK-128 Antique Pewter



PL-115 Matte Black  
 PL-116 Matte Nickel



DK-220 Pewter  
 DK-221 Matte Pewter



**OPTIONAL GROMMETS**

Factory Installed

Grommets (Standard Location)


Specify Color and Left/Right/Center - \$45 ea.

- Black: TM30-R (Right), TM30-L (Left), TM30-C (Center)
- Silver: TM31-R (Right), TM31-L (Left), TM31-C (Center)
- Antique Brass: TM33-R (Right), TM33-L (Left), TM33-C (Center)

Grommets (Non-Standard Location)

Provide drawing w/ Grommet Location and Specify Color - \$90 ea.

- Black: TM30-NS
- Silver: TM31-NS
- Antique Brass: TM33-NS



Horizontal J-Channel wire management (Sku: W-1) is sold separately to conceal wire under worksurfaces.

W1



TM30  
Black  
1-5/8" Dia.



TM31  
Silver  
1-5/8" Dia.



TM33  
Antique Brass  
1-5/8" Dia.



TM50  
Black  
1-5/8" Dia.

**GROMMETS (VERTICAL SURFACE)**


Standard Location - \$45 ea.

- Black Plastic Vertical Surface: TM50-C (Bottom Center)

Non-Standard Location - \$90 ea.

- Black Plastic Vertical Surface: TM50-NS

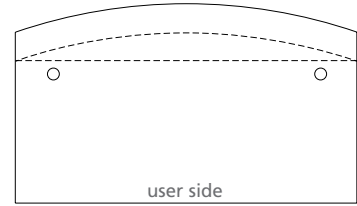
**STANDARD GROMMET LOCATION REFERENCE**



Desk  
Specify Right or Left Grommet



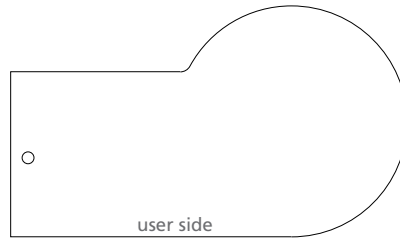
6" Overhang Desk  
Specify Right or Left Grommet



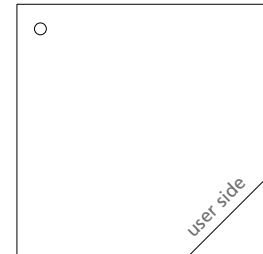
6 1/2" Bow Front Desk  
Specify Right or Left Grommet



Bullet Conference Desk (Right Post)  
Center Grommet




P Conference Desk (Right Post)  
Center Grommet



Corner  
Center Grommet



Bridge  
Center Grommet



Return (Left Pedestal Shown)  
Right Pedestal - Left Grommet  
Left Pedestal - Right Grommet



Workstation Credenza  
Center Kneespace Grommet

**GANGING – FLUSH CUT MODIFICATION**

30”H Casegood Worksurface & Base Ganging Modifications

To gang two casegood units, each unit end to be ganged must be flush cut modified for gapless surfaces and cabinet chassis.

Order Option:

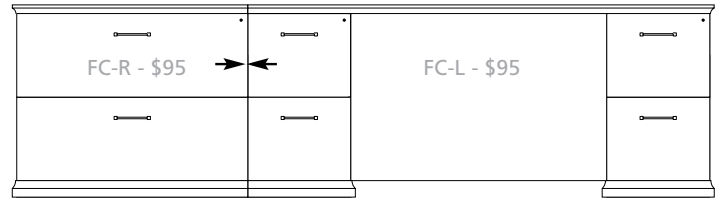
- FC-B: Flush Unit Both Sides(Facing) for Ganging - \$95
- FC-L: Flush Unit Left (Facing) for Ganging - \$95
- FC-R: Flush Unit Right (Facing) for Ganging - \$95

Flush cut modification per unit includes all modifications to gang to one end or both ends when units are ganged. Modification includes tops, base and molding. Modification reduces width size approximately 1” per end.

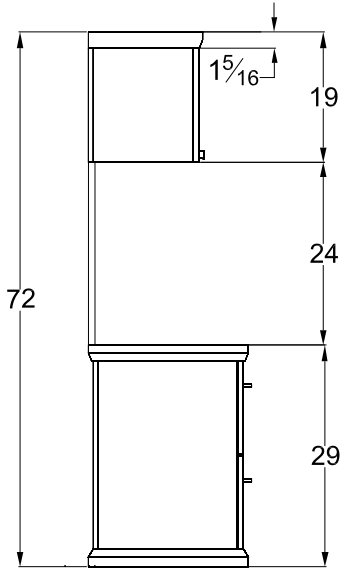
Example:

CAP3024CA104W Two Drawer Lateral File (Left) Flush Cut Right – FC-R...\$95

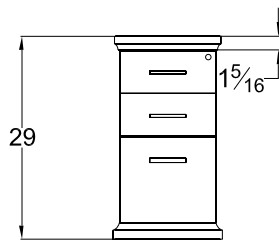
CAP7124CA054W Kneespace Credenza (Right) Flush Cut Left – FC-L...\$95



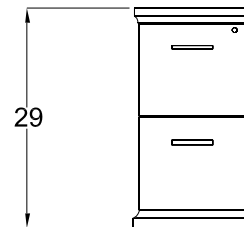
**HEIGHT REFERENCE**



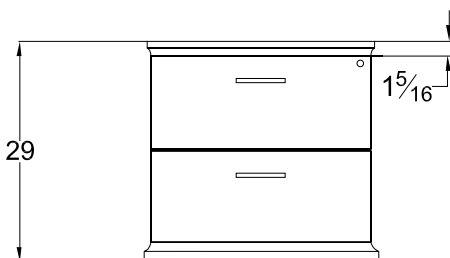
Typical Single Height Side Profile Wall Hung Overhead



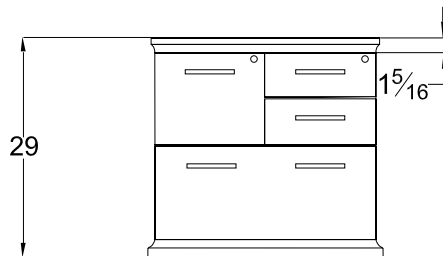
Pedestal Front Profile Box/Box/File



Pedestal Front Profile File/File

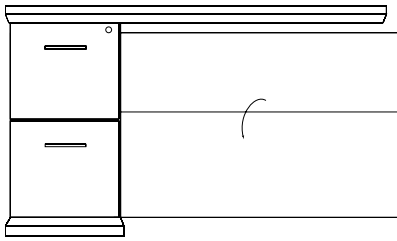


Pedestal Front Profile Lateral File

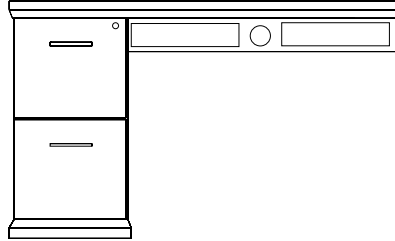



Pedestal Front Profile Multi-File


MODESTY REFERENCE



Top View



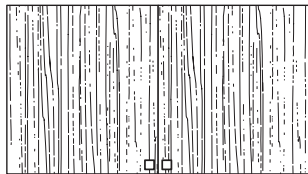
**M51**  
Open Back Modesty with 4" Wire Management Rail




**M37**  
Fixed Full Modesty

**M34**  
Drop Door Tech Modesty

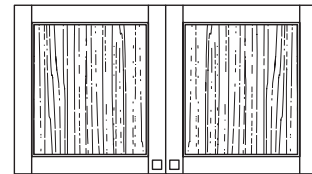
OVERHEAD DOOR DETAIL



Panel Door



Beveled Glass Door




Solid Hardwood Frame Door w/ Veneer Insert - Only Available on "W" Styles


GRAIN DIRECTION




Desk




Runoff Desk  
Grain Direction on TFL Units Above 66" runs end to end




Bridge  
Grain Direction on TFL Units Above 66" runs end to end



Credenza



Return  
Grain Direction on TFL Units Above 66" runs end to end



Corner


**INTERIOR DRAWER DIMENSIONS**

UNIT DEPTH	DRAWER TYPE	OVERALL DIMENSIONS			INTERIOR DRAWER DIMENSIONS			NOTES
		W	D	H	W	D	H	
15-5/8" Letter	36" Box	13-1/8	19-11/16	4	12-1/8	18-11/16	3-7/16	Units less than 72"
	36" File	13-1/8	19-11/16	9-13/16	12-1/8	18-11/16	9-5/16	Units less than 72"
	30" Box	13-1/8	19-11/16	4	12-1/8	18-11/16	3-7/16	Units less than 72"
	30" File	13-1/8	19-11/16	9-13/16	12-1/8	18-11/16	9-5/16	Units less than 72"
	24" Box	13-1/8	16-1/16	4	12-1/8	15-1/16	3-7/16	Units less than 72"
	24" File	13-1/8	16-1/16	9-13/16	12-1/8	15-1/16	9-5/16	Units less than 72"
29" Lateral	24" File	26-1/2	16-1/16	9-13/16	25-1/2	15-1/16	9-5/16	Workstation Credenzas less than 82"
31" Lateral	24" File	28-9/16	16-1/16	9-13/16	27-9/16	15-1/16	9-5/16	Multi-File Lateral File
35" Lateral	24" File	32-1/2	16-1/16	9-13/16	31-1/2	15-1/16	9-5/16	Workstation Credenzas over 83"


**FILING REFERENCE**

**FILING FOR 24" DEPTH UNITS**

13 1/8" Wide File Drawer - 16 1/16" Deep




Letter Front to Back




Legal Side to Side with File Rail

**FILING FOR 30" & 36" DEPTH UNITS**


13 1/8" Wide File Drawer - 19 11/16" Deep



Letter Front to Back




Legal Side to Side with File Rail



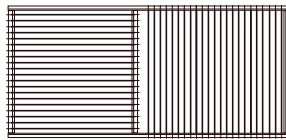
Letter Side to Side with File Rail

**29" AND 31" LATERAL FILE DRAWER**

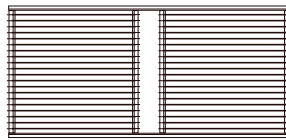
26-1/2" Wide File Drawer - 16-1/16" Deep



Legal Side to Side




Legal Side to Side Letter Front to Back with File Rail



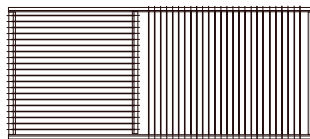
Letter Front to Back with File Rail

**35" LATERAL FILE DRAWER**

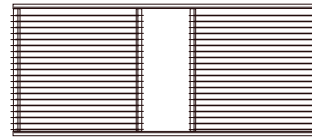
32-1/2" Wide File Drawer - 16-1/16" Deep



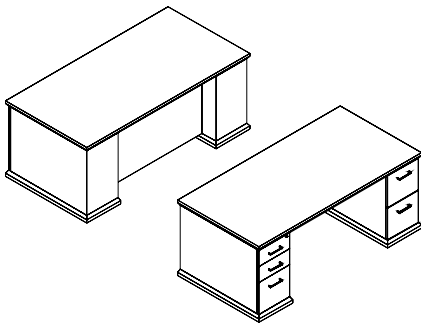
Legal Side to Side



Legal Side to Side Letter Front to Back with File Rail



Letter Front to Back with File Rail



**EXECUTIVE / BREAKFRONT**

**STANDARD FEATURES**

- Box/Box/File (left)
- File/File - Right
- Full extension drawers - locking
- Hardwood base w/ mitred corners
- Legal/Letter Filing
- Soft close suspension drawer(s)

**NOTES**

- 6" Recessed Modesty

[CLICK HERE TO VIEW PRODUCT INDEX](#)

**1 SELECT A STYLE**

DIMENSIONS		STYLE NUMBER	LIST PRICE	STYLE NUMBER	LIST PRICE	STYLE NUMBER	LIST PRICE
W" x D" x H"	WGT	"W" Veneer Top Veneer Chassis		"G" High Pressure Laminate Top HPL Veneer Chassis		"M" Thermally Fused Laminate Top TFL Thermally Fused Laminate Chassis	
		84 x 36 x 29		350		CAP8436DD000W	
78 x 36 x 29	335	CAP7836DD000W	3688	CAP7836DD000G	3688	CAP7836DD000M	2378
72 x 36 x 29	315	CAP7236DD000W	3378	CAP7236DD000G	3378	CAP7236DD000M	2335
72 x 30 x 29	295	CAP7230DD000W	3254	CAP7230DD000G	3254	CAP7230DD000M	2304
66 x 30 x 29	270	CAP6630DD000W	3188	CAP6630DD000G	3188	CAP6630DD000M	2254
60 x 30 x 29	260	CAP6030DD000W	3130	CAP6030DD000G	3130	CAP6030DD000M	2204

**2 SELECT A FINISH**

"W" Veneer	"G" HPL	"M" TFL	Finish
WAC	GAC	-	Amber Cherry
WRC	-	-	Caramel Cherry
WIC	GIC	-	Crimson Cherry
WEC	-	-	Ebony Cherry
WHC	GHC	MHC	Honey Cherry
WOC	GOC	-	Koko Cherry
WSC	-	-	Scotch Cherry
WEW	GEW	-	Executive Walnut
WRW	GRW	-	Gray Luster Walnut
WGW	-	MGW	Gunstock Walnut
WJW	-	-	Judicial Walnut
WNW	GNW	-	Natural Walnut
WTW	GTW	-	Studio Teak Walnut

**3 SELECT AN EDGE**



**5 OPTIONS**

**ACCESSORIES**

- K28: Articulating keyboard w/ mouse pad - \$375
- K31: Center drawer - \$195
- PC10: Desk pedestal w/ wire cavity and access door - \$95

**DRAWER**

- P6: Modify File/File to Box/Box/File - \$50
- P33: Wood Drawer Upgrade - \$40 per drawer

**GROMMETS (STANDARD LOCATION)**

- Specify Color and Left/Right - \$45 ea.
- Black: TM30-R (Right), TM30-L (Left)
- Silver: TM31-R (Right), TM31-L (Left)
- Antique Brass: TM33-R (Right), TM33-L (Left)

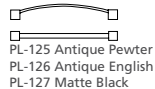
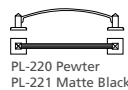
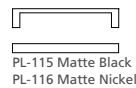
**GROMMETS (NON-STANDARD LOCATION)**

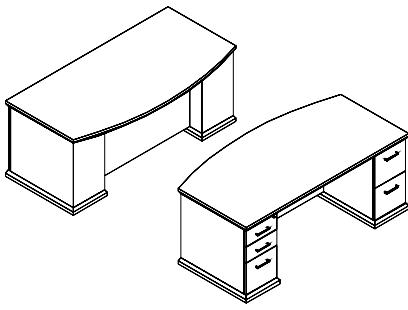
- Provide drawing w/ Grommet Location and Specify Color - \$90 ea.
- Black: TM30-NS
- Silver: TM31-NS
- Antique Brass: TM33-NS

**MODESTY**

- M11: Breakfront Arch Modesty - \$195

**4 SELECT HARDWARE**





**BOWFRONT / BREAKFRONT**

**STANDARD FEATURES**

- Box/Box/File (left)
- File/File - Right
- Full extension drawers - locking
- Hardwood base w/ mitred corners
- Legal/Letter Filing
- Soft close suspension drawer(s)

**NOTES**

- 12" Recessed Modesty

[CLICK HERE TO VIEW PRODUCT INDEX](#)

**1 SELECT A STYLE**

DIMENSIONS		STYLE NUMBER	LIST PRICE	STYLE NUMBER	LIST PRICE	STYLE NUMBER	LIST PRICE
W" x D" x H"	WGT	"W" Veneer Veneer Top Veneer Chassis		"G" HPL High Pressure Laminate Top Veneer Chassis		"M" TFL Thermally Fused Laminate Top Thermally Fused Laminate Chassis	
84 x 36/42 x 29	375	CAP8442DD006W	4336	CAP8442DD006G	4336	"M" Option N/A	
78 x 36/42 x 29	360	CAP7842DD006W	4063	CAP7842DD006G	4063	"M" Option N/A	
72 x 36/42 x 29	335	CAP7242DD006W	3777	CAP7242DD006G	3777	"M" Option N/A	
72 x 30/36 x 29	315	CAP7236DD006W	3629	CAP7236DD006G	3629	"M" Option N/A	
66 x 30/36 x 29	300	CAP6636DD006W	3563	CAP6636DD006G	3563	"M" Option N/A	

**2 SELECT A FINISH**

"W" Veneer	"G" HPL	"M" TFL	
WAC	GAC	-	Amber Cherry
WRC	-	-	Caramel Cherry
WIC	GIC	-	Crimson Cherry
WEC	-	-	Ebony Cherry
WHC	GHC	MHC	Honey Cherry
WOC	GOC	-	Koko Cherry
WSC	-	-	Scotch Cherry
WEW	GEW	-	Executive Walnut
WRW	GRW	-	Gray Luster Walnut
WGW	-	MGW	Gunstock Walnut
WJW	-	-	Judicial Walnut
WNW	GNW	-	Natural Walnut
WTW	GTW	-	Studio Teak Walnut

**3 SELECT AN EDGE**



**5 OPTIONS**

**ACCESSORIES**

- K28: Articulating keyboard w/ mouse pad - \$375
- K31: Center drawer - \$195
- PC10: Desk pedestal w/ wire cavity and access door - \$95

**DRAWER**

- P6: Modify File/File to Box/Box/File - \$50
- P33: Wood Drawer Upgrade - \$40 per drawer

**GROMMETS (STANDARD LOCATION)**

- Specify Color and Left/Right - \$45 ea.
- Black: TM30-R (Right), TM30-L (Left)
- Silver: TM31-R (Right), TM31-L (Left)
- Antique Brass: TM33-R (Right), TM33-L (Left)

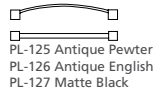
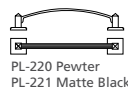
**GROMMETS (NON-STANDARD LOCATION)**

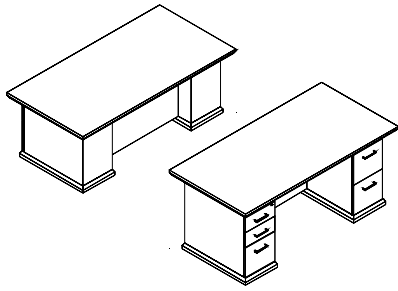
- Provide drawing w/ Grommet Location and Specify Color - \$90 ea.
- Black: TM30-NS
- Silver: TM31-NS
- Antique Brass: TM33-NS

**MODESTY**

- M11: Breakfront Arch Modesty - \$195

**4 SELECT HARDWARE**





**CONFERENCE OVERHANG / BREAKFRONT**

**STANDARD FEATURES**

- Box/Box/File (left)
- File/File - Right
- Full extension drawers - locking
- Hardwood base w/ mitred corners
- Legal/Letter Filing
- Soft close suspension drawer(s)

**NOTES**

- 12" Recessed Modesty

[CLICK HERE TO VIEW PRODUCT INDEX](#)

**1 SELECT A STYLE**

DIMENSIONS		STYLE NUMBER	LIST PRICE	STYLE NUMBER	LIST PRICE	STYLE NUMBER	LIST PRICE
W" x D" x H"	WGT	"W" Veneer Veneer Top Veneer Chassis		"G" HPL High Pressure Laminate Top Veneer Chassis		"M" TFL Thermally Fused Laminate Top Thermally Fused Laminate Chassis	
<b>72 x 30 Chassis / 84 x 36 Top</b>							
84 x 36 x 29	325	CAP8436DD037W	3837	CAP8436DD037G	3837	CAP8436DD037M	2378
<b>66 x 30 Chassis / 72 x 36 Top</b>							
72 x 36 x 29	310	CAP7236DD037W	3373	CAP7236DD037G	3373	CAP7236DD037M	2254

**2 SELECT A FINISH**

"W" Veneer	"G" HPL	"M" TFL	
WAC	GAC	-	Amber Cherry
WRC	-	-	Caramel Cherry
WIC	GIC	-	Crimson Cherry
WEC	-	-	Ebony Cherry
WHC	GHC	MHC	Honey Cherry
WOC	GOC	-	Koko Cherry
WSC	-	-	Scotch Cherry
WEW	GEW	-	Executive Walnut
WRW	GRW	-	Gray Luster Walnut
WGW	-	MGW	Gunstock Walnut
WJW	-	-	Judicial Walnut
WNW	GNW	-	Natural Walnut
WTW	GTW	-	Studio Teak Walnut

**3 SELECT AN EDGE**



**5 OPTIONS**

**ACCESSORIES**

- K28: Articulating keyboard w/ mouse pad - \$375
- K31: Center drawer - \$195
- PC10: Desk pedestal w/ wire cavity and access door - \$95

**DRAWER**

- P6: Modify File/File to Box/Box/File - \$50
- P33: Wood Drawer Upgrade - \$40 per drawer

**GROMMETS (STANDARD LOCATION)**

- Specify Color and Left/Right - \$45 ea.
- Black: TM30-R (Right), TM30-L (Left)
- Silver: TM31-R (Right), TM31-L (Left)
- Antique Brass: TM33-R (Right), TM33-L (Left)

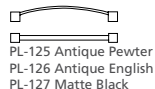
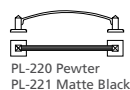
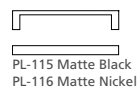
**GROMMETS (NON-STANDARD LOCATION)**

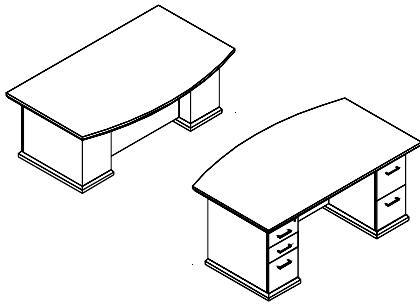
- Provide drawing w/ Grommet Location and Specify Color - \$90 ea.
- Black: TM30-NS
- Silver: TM31-NS
- Antique Brass: TM33-NS

**MODESTY**

- M11: Breakfront Arch Modesty - \$195

**4 SELECT HARDWARE**





**BOWFRONT CONFERENCE OVERHANG / BREAKFRONT**

**STANDARD FEATURES**

- Box/Box/File (left)
- File/File - Right
- Full extension drawers - locking
- Hardwood base w/ mitred corners
- Legal/Letter Filing
- Soft close suspension drawer(s)

**NOTES**

- 12" Recessed Modesty

[CLICK HERE TO VIEW PRODUCT INDEX](#)

**1 SELECT A STYLE**

DIMENSIONS		STYLE NUMBER	LIST PRICE	STYLE NUMBER	LIST PRICE	STYLE NUMBER	LIST PRICE
W" x D" x H"	WGT	"W" Veneer Veneer Top Veneer Chassis		"G" HPL High Pressure Laminate Top Veneer Chassis		"M" TFL Thermally Fused Laminate Top Thermally Fused Laminate Chassis	
<b>72 x 30 Chassis / 84 x 42 Top</b>							
84 x 36/42 x 29	340	CAP8442DD043W	4336	CAP8442DD043G	4336	"M" Option N/A	
<b>66 x 30 Chassis / 72 x 42 Top</b>							
72 x 36/42 x 29	320	CAP7242DD043W	3873	CAP7242DD043G	3873	"M" Option N/A	

**2 SELECT A FINISH**

"W" Veneer	"G" HPL	"M" TFL	
WAC	GAC	-	Amber Cherry
WRC	-	-	Caramel Cherry
WIC	GIC	-	Crimson Cherry
WEC	-	-	Ebony Cherry
WHC	GHC	-	Honey Cherry
WOC	GOC	-	Koko Cherry
WSC	-	-	Scotch Cherry
WEW	GEW	-	Executive Walnut
WRW	GRW	-	Gray Luster Walnut
WGW	-	-	Gunstock Walnut
WJW	-	-	Judicial Walnut
WNW	GNW	-	Natural Walnut
WTW	GTW	-	Studio Teak Walnut

**3 SELECT AN EDGE**



**5 OPTIONS**

**ACCESSORIES**

- K28: Articulating keyboard w/ mouse pad - \$375
- K31: Center drawer - \$195
- PC10: Desk pedestal w/ wire cavity and access door - \$95

**DRAWER**

- P6: Modify File/File to Box/Box/File - \$50
- P33: Wood Drawer Upgrade - \$40 per drawer

**GROMMETS (STANDARD LOCATION)**

- Specify Color and Left/Right - \$45 ea.
- Black: TM30-R (Right), TM30-L (Left)
- Silver: TM31-R (Right), TM31-L (Left)
- Antique Brass: TM33-R (Right), TM33-L (Left)

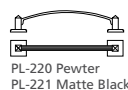
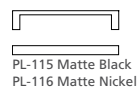
**GROMMETS (NON-STANDARD LOCATION)**

- Provide drawing w/ Grommet Location and Specify Color - \$90 ea.
- Black: TM30-NS
- Silver: TM31-NS
- Antique Brass: TM33-NS

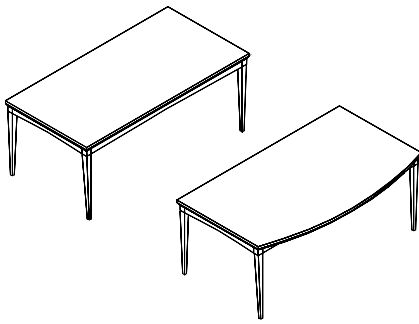
**MODESTY**

- M11: Breakfront Arch Modesty - \$195

**4 SELECT HARDWARE**







**WOOD TOP WITH TAPERED LEGS**

**STANDARD FEATURES**

- 2.5" Square leg w/ veinline detail
- Center drawer w/o pull

[CLICK HERE TO VIEW PRODUCT INDEX](#)

**1 SELECT A STYLE**

DIMENSIONS		STYLE NUMBER	LIST PRICE	STYLE NUMBER	LIST PRICE	STYLE NUMBER	LIST PRICE
W" x D" x H"	WGT	"W" Veneer Top Veneer Chassis		"G" HPL High Pressure Laminate Top Veneer Chassis		"M" TFL Thermally Fused Laminate Top Thermally Fused Laminate Chassis	
<b>Standard Top</b>							
78 x 36 x 29	265	CAP7836DT107W	3336	CAP7836DT107G	3336	"M" Option N/A	
72 x 36 x 29	250	CAP7236DT107W	3212	CAP7236DT107G	3212	"M" Option N/A	
72 x 30 x 29	240	CAP7230DT107W	3088	CAP7230DT107G	3088	"M" Option N/A	
<b>Bowfront Top</b>							
78 x 36/42 x 29	275	CAP7842DT108W	3587	CAP7842DT108G	3587	"M" Option N/A	
72 x 36/42 x 29	260	CAP7242DT108W	3463	CAP7242DT108G	3463	"M" Option N/A	
72 x 30/36 x 29	250	CAP7236DT108W	3336	CAP7236DT108G	3336	"M" Option N/A	

**2 SELECT A FINISH**

"W" Veneer	"G" HPL	"M" TFL	
WAC	GAC	-	Amber Cherry
WRC	-	-	Caramel Cherry
WIC	GIC	-	Crimson Cherry
WEC	-	-	Ebony Cherry
WHC	GHC	-	Honey Cherry
WOC	GOC	-	Koko Cherry
WSC	-	-	Scotch Cherry
WEW	GEW	-	Executive Walnut
WRW	GRW	-	Gray Luster Walnut
WGW	-	-	Gunstock Walnut
WJW	-	-	Judicial Walnut
WNW	GNW	-	Natural Walnut
WTW	GTW	-	Studio Teak Walnut

**3 SELECT AN EDGE**

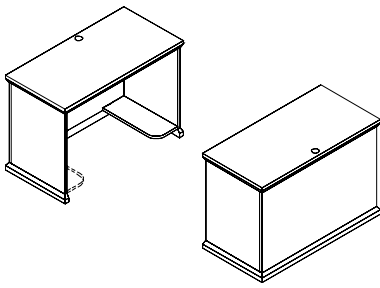


**4 SELECT HARDWARE**

Hardware Option Not Available

**5 OPTIONS**

- DRAWER**  
 - P33: Wood Drawer Upgrade - \$40 per drawer
- GROMMETS (STANDARD LOCATION)**  
 Specify Color and Left/Right - \$45 ea.  
 - Black: TM30-R (Right), TM30-L (Left)  
 - Silver: TM31-R (Right), TM31-L (Left)  
 - Antique Brass: TM33-R (Right), TM33-L (Left)
- GROMMETS (NON-STANDARD LOCATION)**  
 Provide drawing w/ Grommet Location and Specify Color - \$90 ea.  
 - Black: TM30-NS  
 - Silver: TM31-NS  
 - Antique Brass: TM33-NS



**COMPUTER TABLE**

**STANDARD FEATURES**

- 1 Standard grommet - matches pull finish or specify black TM30, silver TM31 or antique brass TM33
- CPU storage shelf on right
- Finished top / 3 sides for open plan
- Hardwood base w/ mitred corners

**NOTES**

- CPU shelf can be specified "left" - n/c

[CLICK HERE TO VIEW PRODUCT INDEX](#)

**1 SELECT A STYLE**

DIMENSIONS		STYLE NUMBER	LIST PRICE	STYLE NUMBER	LIST PRICE	STYLE NUMBER	LIST PRICE
W" x D" x H"	WGT	"W" Veneer Top Veneer Chassis		"G" HPL High Pressure Laminate Top Veneer Chassis		"M" TFL Thermally Fused Laminate Top Thermally Fused Laminate Chassis	
42 x 24 x 29	150	CAP4224ET847W	1588	CAP4224ET847G	1588	"M" Option N/A	
35 x 24 x 29	110	CAP3524ET847W	1499	CAP3524ET847G	1499	"M" Option N/A	

**2 SELECT A FINISH**

"W" Veneer	"G" HPL	"M" TFL	
WAC	GAC	-	Amber Cherry
WRC	-	-	Caramel Cherry
WIC	GIC	-	Crimson Cherry
WEC	-	-	Ebony Cherry
WHC	GHC	-	Honey Cherry
WOC	GOC	-	Koko Cherry
WSC	-	-	Scotch Cherry
WEW	GEW	-	Executive Walnut
WRW	GRW	-	Gray Luster Walnut
WGW	-	-	Gunstock Walnut
WJW	-	-	Judicial Walnut
WNW	GNW	-	Natural Walnut
WTW	GTW	-	Studio Teak Walnut

**3 SELECT AN EDGE**

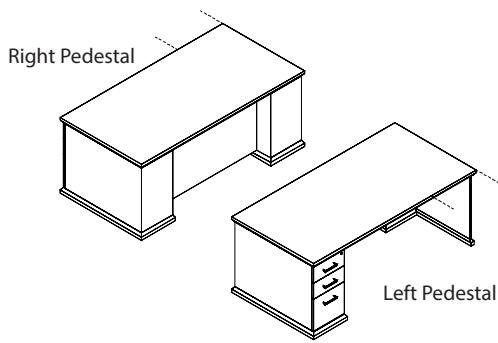


**5 OPTIONS**

- ACCESSORIES**
- D20: Delete CPU Shelves - Deduct \$95
  - K28: Articulating keyboard w/ mouse pad - \$375
- GROMMETS (NON-STANDARD LOCATION)**
- Provide drawing w/ Grommet Location and Specify Color - \$90 ea.
- Black: TM30-NS
  - Silver: TM31-NS
  - Antique Brass: TM33-NS

**4 SELECT HARDWARE**

Hardware Option Not Available



**BREAKFRONT - SINGLE PEDESTAL**

**STANDARD FEATURES**

- Box/Box/File
- Full extension drawers - locking
- Hardwood base w/ mitred corners
- Hookup hardware
- Legal/Letter Filing
- Soft close suspension drawer(s)

**NOTES**

- 6" Recessed Modesty

[CLICK HERE TO VIEW PRODUCT INDEX](#)

**1 SELECT A STYLE**

DIMENSIONS		STYLE NUMBER	LIST PRICE	STYLE NUMBER	LIST PRICE	STYLE NUMBER	LIST PRICE
W" x D" x H"	WGT	"W" Veneer Veneer Top Veneer Chassis		"G" HPL High Pressure Laminate Top Veneer Chassis		"M" TFL Thermally Fused Laminate Top Thermally Fused Laminate Chassis	
<b>Left Pedestal</b>							
84 x 36 x 29	315	CAP8436DS009W	3432	CAP8436DS009G	3432	CAP8436DS009M	2044
72 x 36 x 29	275	CAP7236DS009W	3123	CAP7236DS009G	3123	CAP7236DS009M	1967
72 x 30 x 29	255	CAP7230DS009W	3022	CAP7230DS009G	3022	CAP7230DS009M	1918
66 x 30 x 29	225	CAP6630DS009W	2956	CAP6630DS009G	2956	CAP6630DS009M	1881
<b>Right Pedestal</b>							
84 x 36 x 29	315	CAP8436DS010W	3432	CAP8436DS010G	3432	CAP8436DS010M	2044
72 x 36 x 29	275	CAP7236DS010W	3123	CAP7236DS010G	3123	CAP7236DS010M	1967
72 x 30 x 29	255	CAP7230DS010W	3022	CAP7230DS010G	3022	CAP7230DS010M	1918
66 x 30 x 29	225	CAP6630DS010W	2956	CAP6630DS010G	2956	CAP6630DS010M	1881

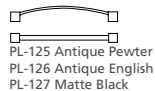
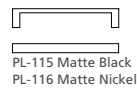
**2 SELECT A FINISH**

"W" Veneer	"G" HPL	"M" TFL	
WAC	GAC	-	Amber Cherry
WRC	-	-	Caramel Cherry
WIC	GIC	-	Crimson Cherry
WEC	-	-	Ebony Cherry
WHC	GHC	MHC	Honey Cherry
WOC	GOC	-	Koko Cherry
WSC	-	-	Scotch Cherry
WEW	GEW	-	Executive Walnut
WRW	GRW	-	Gray Luster Walnut
WGW	-	MGW	Gunstock Walnut
WJW	-	-	Judicial Walnut
WNW	GNW	-	Natural Walnut
WTW	GTW	-	Studio Teak Walnut

**3 SELECT AN EDGE**



**4 SELECT HARDWARE**



**5 OPTIONS**

**ACCESSORIES**

- K28: Articulating keyboard w/ mouse pad - \$375
- K31: Center drawer - \$195
- PC10: Desk pedestal w/ wire cavity and access door - \$95

**DRAWER**

- P33: Wood Drawer Upgrade - \$40 per drawer

**GROMMETS (STANDARD LOCATION)**

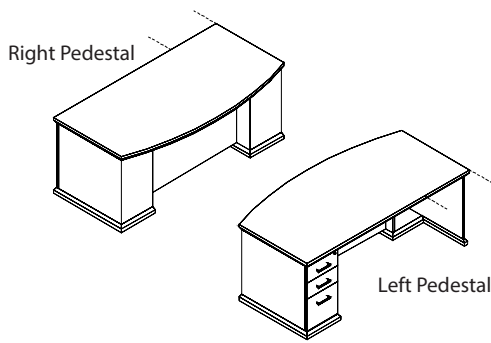
- Specify Color and Left/Right - \$45 ea.
- Black: TM30-R (Right), TM30-L (Left)
- Silver: TM31-R (Right), TM31-L (Left)
- Antique Brass: TM33-R (Right), TM33-L (Left)

**GROMMETS (NON-STANDARD LOCATION)**

- Provide drawing w/ Grommet Location and Specify Color - \$90 ea.
- Black: TM30-NS
- Silver: TM31-NS
- Antique Brass: TM33-NS

**MODESTY**

- M11: Breakfront Arch Modesty - \$195



**BOWFRONT BREAKFRONT - SINGLE PEDESTAL**

**STANDARD FEATURES**

- Box/Box/File
- Full extension drawers - locking
- Hardwood base w/ mitred corners
- Hookup hardware
- Legal/Letter Filing
- Soft close suspension drawer(s)

**NOTES**

- 12" Recessed Modesty

[CLICK HERE TO VIEW PRODUCT INDEX](#)

**1 SELECT A STYLE**

DIMENSIONS		STYLE NUMBER	LIST PRICE	STYLE NUMBER	LIST PRICE	STYLE NUMBER	LIST PRICE
W" x D" x H"	WGT	"W" Veneer Veneer Top Veneer Chassis		"G" HPL High Pressure Laminate Top Veneer Chassis		"M" TFL Thermally Fused Laminate Top Thermally Fused Laminate Chassis	
<b>Left Pedestal</b>							
84 x 36/42 x 29	330	CAP8442DS017W	3777	CAP8442DS017G	3777	"M" Option N/A	
72 x 36/42 x 29	280	CAP7242DS017W	3653	CAP7242DS017G	3653	"M" Option N/A	
72 x 30/36 x 29	260	CAP7236DS017W	3456	CAP7236DS017G	3456	"M" Option N/A	
66 x 30/36 x 29	230	CAP6636DS017W	3397	CAP6636DS017G	3397	"M" Option N/A	
<b>Right Pedestal</b>							
84 x 36/42 x 29	330	CAP8442DS018W	3777	CAP8442DS018G	3777	"M" Option N/A	
72 x 36/42 x 29	280	CAP7242DS018W	3653	CAP7242DS018G	3653	"M" Option N/A	
72 x 30/36 x 29	260	CAP7236DS018W	3456	CAP7236DS018G	3456	"M" Option N/A	
66 x 30/36 x 29	230	CAP6636DS018W	3397	CAP6636DS018G	3397	"M" Option N/A	

**2 SELECT A FINISH**

"W" Veneer	"G" HPL	"M" TFL	Finish
WAC	GAC	-	Amber Cherry
WRC	-	-	Caramel Cherry
WIC	GIC	-	Crimson Cherry
WEC	-	-	Ebony Cherry
WHC	GHC	MHC	Honey Cherry
WOC	GOC	-	Koko Cherry
WSC	-	-	Scotch Cherry
WEW	GEW	-	Executive Walnut
WRW	GRW	-	Gray Luster Walnut
WGW	-	MGW	Gunstock Walnut
WJW	-	-	Judicial Walnut
WNW	GNW	-	Natural Walnut
WTW	GTW	-	Studio Teak Walnut

**3 SELECT AN EDGE**



**5 OPTIONS**

**ACCESSORIES**

- K28: Articulating keyboard w/ mouse pad - \$375
- K31: Center drawer - \$195
- PC10: Desk pedestal w/ wire cavity and access door - \$95

**DRAWER**

- P33: Wood Drawer Upgrade - \$40 per drawer

**GROMMETS (STANDARD LOCATION)**

- Specify Color and Left/Right - \$45 ea.
- Black: TM30-R (Right), TM30-L (Left)
- Silver: TM31-R (Right), TM31-L (Left)
- Antique Brass: TM33-R (Right), TM33-L (Left)

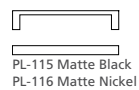
**GROMMETS (NON-STANDARD LOCATION)**

- Provide drawing w/ Grommet Location and Specify Color - \$90 ea.
- Black: TM30-NS
- Silver: TM31-NS
- Antique Brass: TM33-NS

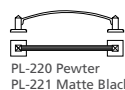
**MODESTY**

- M11: Breakfront Arch Modesty - \$195

**4 SELECT HARDWARE**



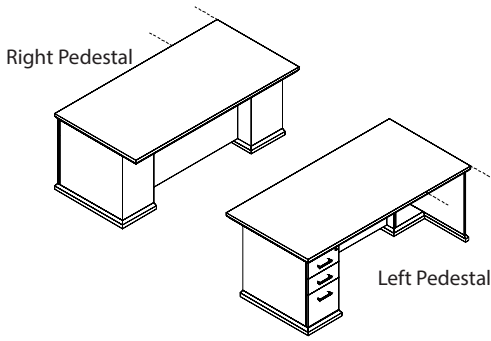
PL-115 Matte Black  
PL-116 Matte Nickel



PL-220 Pewter  
PL-221 Matte Black



PL-125 Antique Pewter  
PL-126 Antique English  
PL-127 Matte Black



**CONFERENCE OVERHANG BREAKFRONT - SINGLE PEDESTAL**

**STANDARD FEATURES**

- Box/Box/File
- Full extension drawers - locking
- Hardwood base w/ mitred corners
- Hookup hardware
- Legal/Letter Filing
- Soft close suspension drawer(s)

- 72" wide unit - 72 x 30 Chassis
- 84" wide unit - 84 x 30 Chassis

**NOTES**

- 12" Recessed Modesty
- 66" wide unit - 66 x 30 Chassis

[CLICK HERE TO VIEW PRODUCT INDEX](#)

**1 SELECT A STYLE**

DIMENSIONS		STYLE NUMBER	LIST PRICE	STYLE NUMBER	LIST PRICE	STYLE NUMBER	LIST PRICE
W" x D" x H"	WGT	"W" Veneer Veneer Top Veneer Chassis		"G" HPL High Pressure Laminate Top Veneer Chassis		"M" TFL Thermally Fused Laminate Top Thermally Fused Laminate Chassis	
<b>Left Pedestal</b>							
84 x 36 x 29	275	CAP8436DS634W	3308	CAP8436DS634G	3308	CAP8436DS634M	1990
72 x 36 x 29	255	CAP7236DS634W	2998	CAP7236DS634G	2998	CAP7236DS634M	1951
66 x 36 x 29	245	CAP6636DS634W	2873	CAP6636DS634G	2873	CAP6636DS634M	1903
<b>Right Pedestal</b>							
84 x 36 x 29	265	CAP8436DS633W	3308	CAP8436DS633G	3308	CAP8436DS633M	1990
72 x 36 x 29	255	CAP7236DS633W	2998	CAP7236DS633G	2998	CAP7236DS633M	1951
66 x 36 x 29	245	CAP6636DS633W	2873	CAP6636DS633G	2873	CAP6636DS633M	1903

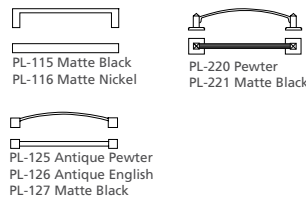
**2 SELECT A FINISH**

"W" Veneer	"G" HPL	"M" TFL	Finish
WAC	GAC	-	Amber Cherry
WRC	-	-	Caramel Cherry
WIC	GIC	-	Crimson Cherry
WEC	-	-	Ebony Cherry
WHC	GHC	MHC	Honey Cherry
WOC	GOC	-	Koko Cherry
WSC	-	-	Scotch Cherry
WEW	GEW	-	Executive Walnut
WRW	GRW	-	Gray Luster Walnut
WGW	-	MGW	Gunstock Walnut
WJW	-	-	Judicial Walnut
WNW	GNW	-	Natural Walnut
WTW	GTW	-	Studio Teak Walnut

**3 SELECT AN EDGE**



**4 SELECT HARDWARE**



**5 OPTIONS**

**ACCESSORIES**

- K28: Articulating keyboard w/ mouse pad - \$375
- K31: Center drawer - \$195
- PC10: Desk pedestal w/ wire cavity and access door - \$95

**DRAWER**

- P33: Wood Drawer Upgrade - \$40 per drawer

**GROMMETS (STANDARD LOCATION)**

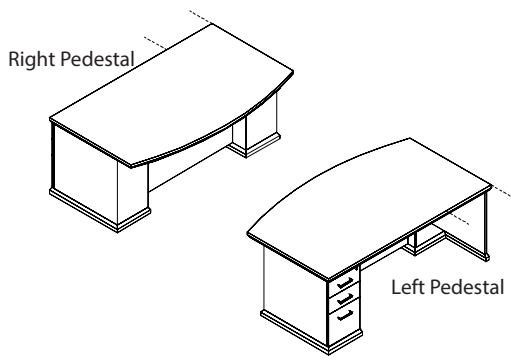
- Specify Color and Left/Right - \$45 ea.
- Black: TM30-R (Right), TM30-L (Left)
- Silver: TM31-R (Right), TM31-L (Left)
- Antique Brass: TM33-R (Right), TM33-L (Left)

**GROMMETS (NON-STANDARD LOCATION)**

- Provide drawing w/ Grommet Location and Specify Color - \$90 ea.
- Black: TM30-NS
- Silver: TM31-NS
- Antique Brass: TM33-NS

**MODESTY**

- M11: Breakfront Arch Modesty - \$195



**BOWFRONT CONF. OVERHANG BREAKFRONT - SINGLE PEDESTAL**

**STANDARD FEATURES**

- Box/Box/File
- Full extension drawers - locking
- Hardwood base w/ mitred corners
- Hookup hardware
- Legal/Letter Filing
- Soft close suspension drawer(s)

- 84" wide unit - 84 x 30 Chassis

**NOTES**

- 18" Recessed Modesty
- 72" wide unit - 72 x 30 Chassis

[CLICK HERE TO VIEW PRODUCT INDEX](#)

**1 SELECT A STYLE**

DIMENSIONS		STYLE NUMBER	LIST PRICE	STYLE NUMBER	LIST PRICE	STYLE NUMBER	LIST PRICE
W" x D" x H"	WGT	Veneer Veneer Top Veneer Chassis		"G" HPL High Pressure Laminate Top Veneer Chassis		"M" TFL Thermally Fused Laminate Top Thermally Fused Laminate Chassis	
<b>Left Pedestal</b>							
84 x 36/42 x 29	275	CAP8442DS636W	3777	CAP8442DS636G	3777	"M" Option N/A	
72 x 36/42 x 29	265	CAP7242DS636W	3498	CAP7242DS636G	3498	"M" Option N/A	
<b>Right Pedestal</b>							
84 x 36/42 x 29	275	CAP8442DS635W	3777	CAP8442DS635G	3777	"M" Option N/A	
72 x 36/42 x 29	265	CAP7242DS635W	3498	CAP7242DS635G	3498	"M" Option N/A	

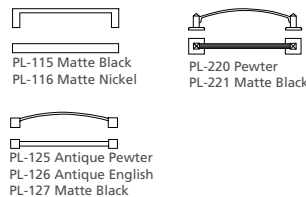
**2 SELECT A FINISH**

Veneer	"G" HPL	"M" TFL	
WAC	GAC	-	Amber Cherry
WRC	-	-	Caramel Cherry
WIC	GIC	-	Crimson Cherry
WEC	-	-	Ebony Cherry
WHC	GHC	-	Honey Cherry
WOC	GOC	-	Koko Cherry
WSC	-	-	Scotch Cherry
WEW	GEW	-	Executive Walnut
WRW	GRW	-	Gray Luster Walnut
WGW	-	-	Gunstock Walnut
WJW	-	-	Judicial Walnut
WNW	GNW	-	Natural Walnut
WTW	GTW	-	Studio Teak Walnut

**3 SELECT AN EDGE**



**4 SELECT HARDWARE**



**5 OPTIONS**

**ACCESSORIES**

- K28: Articulating keyboard w/ mouse pad - \$375
- K31: Center drawer - \$195
- PC10: Desk pedestal w/ wire cavity and access door - \$95

**DRAWER**

- P33: Wood Drawer Upgrade - \$40 per drawer

**GROMMETS (STANDARD LOCATION)**

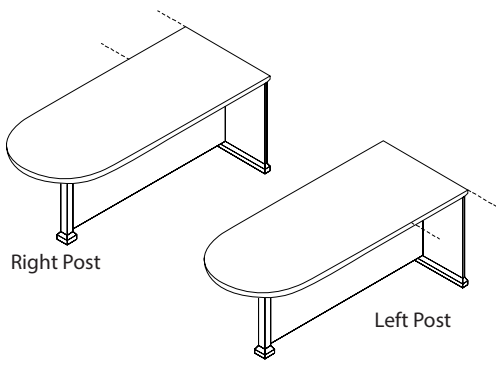
- Specify Color and Left/Right - \$45 ea.
- Black: TM30-R (Right), TM30-L (Left)
- Silver: TM31-R (Right), TM31-L (Left)
- Antique Brass: TM33-R (Right), TM33-L (Left)

**GROMMETS (NON-STANDARD LOCATION)**

- Provide drawing w/ Grommet Location and Specify Color - \$90 ea.
- Black: TM30-NS
- Silver: TM31-NS
- Antique Brass: TM33-NS

**MODESTY**

- M11: Breakfront Arch Modesty - \$195



**BULLET - RECESSED MODESTY**

**STANDARD FEATURES**

- 2.5" Square hardwood post leg w/ base
- Full wood modesty
- Hardwood base w/ mitred corners
- Hookup hardware

**NOTES**

- Modesty is inset 17 3/4" from user side
- "P" Tops and Bullets are not intended to be freestanding

[CLICK HERE TO VIEW PRODUCT INDEX](#)

**1 SELECT A STYLE**

DIMENSIONS		STYLE NUMBER	LIST PRICE	STYLE NUMBER	LIST PRICE	STYLE NUMBER	LIST PRICE
W" x D" x H"	WGT	"W" Veneer Veneer Top Veneer Chassis		"G" HPL High Pressure Laminate Top Veneer Chassis		"M" TFL Thermally Fused Laminate Top Thermally Fused Laminate Chassis	
<b>Left Post Leg</b>							
72 x 36 x 29	165	CAP7236DC716W	2707	CAP7236DC716G	2707	"M" Option N/A	
72 x 30 x 29	150	CAP7230DC716W	2582	CAP7230DC716G	2582	"M" Option N/A	
66 x 30 x 29	130	CAP6630DC716W	2522	CAP6630DC716G	2522	"M" Option N/A	
60 x 30 x 29	120	CAP6030DC716W	2463	CAP6030DC716G	2463	"M" Option N/A	
<b>Right Post Leg</b>							
72 x 36 x 29	165	CAP7236DC715W	2707	CAP7236DC715G	2707	"M" Option N/A	
72 x 30 x 29	150	CAP7230DC715W	2582	CAP7230DC715G	2582	"M" Option N/A	
66 x 30 x 29	130	CAP6630DC715W	2522	CAP6630DC715G	2522	"M" Option N/A	
60 x 30 x 29	120	CAP6030DC715W	2463	CAP6030DC715G	2463	"M" Option N/A	

**2 SELECT A FINISH**

"W" Veneer	"G" HPL	"M" TFL	
WAC	GAC	-	Amber Cherry
WRC	-	-	Caramel Cherry
WIC	GIC	-	Crimson Cherry
WEC	-	-	Ebony Cherry
WHC	GHC	-	Honey Cherry
WOC	GOC	-	Koko Cherry
WSC	-	-	Scotch Cherry
WEW	GEW	-	Executive Walnut
WRW	GRW	-	Gray Luster Walnut
WGW	-	-	Gunstock Walnut
WJW	-	-	Judicial Walnut
WNW	GNW	-	Natural Walnut
WTW	GTW	-	Studio Teak Walnut

**3 SELECT AN EDGE**



**4 SELECT HARDWARE**

Hardware Option Not Available

**5 OPTIONS**

**ACCESSORIES**

- K2: Center Drawer w/ Skirt - \$375
- K28: Articulating keyboard w/ mouse pad - \$375
- K31: Center drawer - \$195

**GROMMETS (STANDARD LOCATION)**

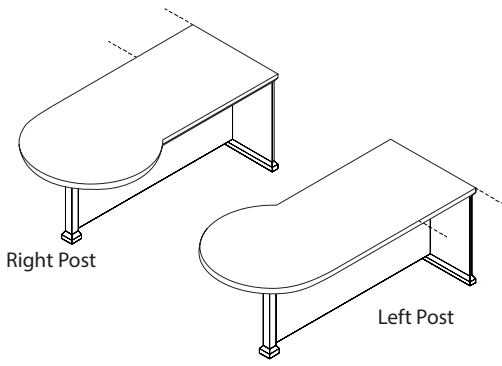
- Specify Color - \$45 ea.
- Black: TM30-C (Center)
- Silver: TM31-C (Center)
- Antique Brass: TM33-C (Center)

**GROMMETS (NON-STANDARD LOCATION)**

- Provide drawing w/ Grommet Location and Specify Color - \$90 ea.
- Black: TM30-NS
- Silver: TM31-NS
- Antique Brass: TM33-NS

**MODESTY**

- MC51A: Replace full modesty w/ half modesty - n/c
- M44: Curved Wood Modesty Panel - \$ 395
- HM44: Curved Half Wood Modesty Panel - \$ 295



**"P" TOP - RECESSED MODESTY**

**STANDARD FEATURES**

- 2.5" Square hardwood post leg w/ base
- Full wood modesty
- Hardwood base w/ mitred corners
- Hookup hardware

**NOTES**

- Modesty is inset 17 3/4" on 30/36
- Modesty is inset 20 1/2" on 36/42
- "P" Tops and Bullets are not intended to be freestanding

[CLICK HERE TO VIEW PRODUCT INDEX](#)

**1 SELECT A STYLE**

DIMENSIONS		STYLE NUMBER	LIST PRICE	STYLE NUMBER	LIST PRICE	STYLE NUMBER	LIST PRICE
W" x D" x H"	WGT	"W" Veneer Top Veneer Chassis		"G" High Pressure Laminate Top Veneer Chassis		"M" Thermally Fused Laminate Top Thermally Fused Laminate Chassis	
<b>Left Post Leg</b>							
72 x 36/42 x 29	175	CAP7242DC028W	2956	CAP7242DC028G	2956	"M" Option N/A	
72 x 30/36 x 29	155	CAP7236DC028W	2831	CAP7236DC028G	2831	"M" Option N/A	
66 x 30/36 x 29	140	CAP6636DC028W	2772	CAP6636DC028G	2772	"M" Option N/A	
<b>Right Post Leg</b>							
72 x 36/42 x 29	175	CAP7242DC027W	2956	CAP7242DC027G	2956	"M" Option N/A	
72 x 30/36 x 29	155	CAP7236DC027W	2831	CAP7236DC027G	2831	"M" Option N/A	
66 x 30/36 x 29	140	CAP6636DC027W	2772	CAP6636DC027G	2772	"M" Option N/A	

**2 SELECT A FINISH**

"W" Veneer	"G" HPL	"M" TFL	Finish
WAC	GAC	-	Amber Cherry
WRC	-	-	Caramel Cherry
WIC	GIC	-	Crimson Cherry
WEC	-	-	Ebony Cherry
WHC	GHC	-	Honey Cherry
WOC	GOC	-	Koko Cherry
WSC	-	-	Scotch Cherry
WEW	GEW	-	Executive Walnut
WRW	GRW	-	Gray Luster Walnut
WGW	-	-	Gunstock Walnut
WJW	-	-	Judicial Walnut
WNW	GNW	-	Natural Walnut
WTW	GTW	-	Studio Teak Walnut

**3 SELECT AN EDGE**



**5 OPTIONS**

**ACCESSORIES**

- K28: Articulating keyboard w/ mouse pad - \$375
- K31: Center drawer - \$195

**GROMMETS (STANDARD LOCATION)**

- Specify Color - \$45 ea.
- Black: TM30-C (Center)
- Silver: TM31-C (Center)
- Antique Brass: TM33-C (Center)

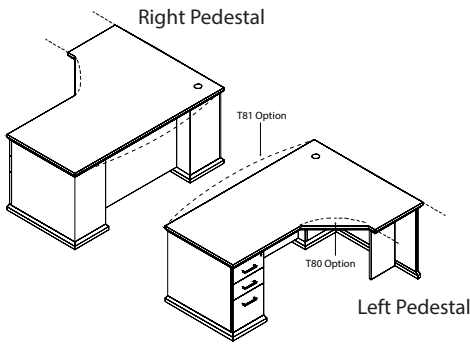
**GROMMETS (NON-STANDARD LOCATION)**

- Provide drawing w/ Grommet Location and Specify Color - \$90 ea.
- Black: TM30-NS
- Silver: TM31-NS
- Antique Brass: TM33-NS

**4 SELECT HARDWARE**

Hardware Option Not Available





**BREAKFRONT - SINGLE PEDESTAL**

**STANDARD FEATURES**

- 1 Standard grommet - matches pull finish or specify black TM30, silver TM31 or antique brass TM33
- Box/Box/File
- Full extension drawers - locking
- Hardwood base w/ mitred corners
- Hookup hardware
- Legal/Letter Filing
- Soft close suspension drawer(s)

**NOTES**

- 6" Recessed Modesty

[CLICK HERE TO VIEW PRODUCT INDEX](#)

**1 SELECT A STYLE**

DIMENSIONS		STYLE NUMBER	LIST PRICE	STYLE NUMBER	LIST PRICE	STYLE NUMBER	LIST PRICE
W" x D" x H"	WGT	"W" Veneer Veneer Top Veneer Chassis		"G" HPL High Pressure Laminate Top Veneer Chassis		"M" TFL Thermally Fused Laminate Top Thermally Fused Laminate Chassis	
<b>Left Pedestal</b>							
72 x 30/48 x 29	305	CAP7248DS754W	3950	CAP7248DS754G	3950	"M" Option N/A	
66 x 30/48 x 29	225	CAP6648DS754W	3860	CAP6648DS754G	3860	"M" Option N/A	
66 x 24/42 x 29	225	CAP6642DS754W	3587	CAP6642DS754G	3587	"M" Option N/A	
<b>Right Pedestal</b>							
72 x 30/48 x 29	305	CAP7248DS753W	3950	CAP7248DS753G	3950	"M" Option N/A	
66 x 30/48 x 29	295	CAP6648DS753W	3860	CAP6648DS753G	3860	"M" Option N/A	
66 x 24/42 x 29	225	CAP6642DS753W	3587	CAP6642DS753G	3587	"M" Option N/A	

**2 SELECT A FINISH**

"W" Veneer	"G" HPL	"M" TFL	
WAC	GAC	-	Amber Cherry
WRC	-	-	Caramel Cherry
WIC	GIC	-	Crimson Cherry
WEC	-	-	Ebony Cherry
WHC	GHC	-	Honey Cherry
WOC	GOC	-	Koko Cherry
WSC	-	-	Scotch Cherry
WEW	GEW	-	Executive Walnut
WRW	GRW	-	Gray Luster Walnut
WGW	-	-	Gunstock Walnut
WJW	-	-	Judicial Walnut
WNW	GNW	-	Natural Walnut
WTW	GTW	-	Studio Teak Walnut

**3 SELECT AN EDGE**



**5 OPTIONS**

**ACCESSORIES**

- K28: Articulating keyboard w/ mouse pad - \$375
- K31: Center drawer - \$195
- PC10: Desk pedestal w/ wire cavity and access door - \$95

**DRAWER**

- P33: Wood Drawer Upgrade - \$40 per drawer

**GROMMETS (NON-STANDARD LOCATION)**

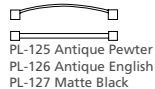
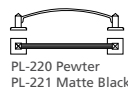
Provide drawing w/ Grommet Location and Specify Color - \$90 ea.

- Black: TM30-NS
- Silver: TM31-NS
- Antique Brass: TM33-NS

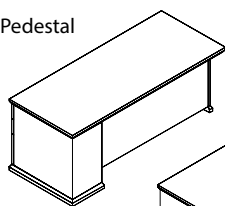
**TOP**

- T80: MDF Edge Curve User Side - \$95
- T81: MDF Edge Approach Side Bowfront Edge - \$295

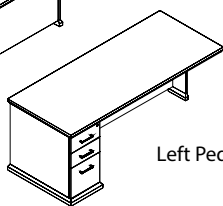
**4 SELECT HARDWARE**



Right Pedestal



Left Pedestal



**BREAKFRONT - SINGLE PEDESTAL**

**STANDARD FEATURES**

- Box/Box/File
- Full extension drawers - locking
- Hardwood base w/ mitred corners
- Hookup hardware
- Legal/Letter Filing
- Soft close suspension drawer(s)

**NOTES**

- 6" Recessed Modesty
- For use with workstation credenzas

[CLICK HERE TO VIEW PRODUCT INDEX](#)

**1 SELECT A STYLE**

DIMENSIONS		STYLE NUMBER	LIST PRICE	STYLE NUMBER	LIST PRICE	STYLE NUMBER	LIST PRICE
W" x D" x H"	WGT	"W" Veneer Veneer Top Veneer Chassis		"G" HPL High Pressure Laminate Top Veneer Chassis		"M" TFL Thermally Fused Laminate Top Thermally Fused Laminate Chassis	
<b>Left Pedestal</b>							
72 x 30 x 29	220	CAP7230DR019W	2779	CAP7230DR019G	2779	CAP7230DR019M	1605
66 x 30 x 29	210	CAP6630DR019W	2713	CAP6630DR019G	2713	CAP6630DR019M	1574
60 x 30 x 29	200	CAP6030DR019W	2653	CAP6030DR019G	2653	CAP6030DR019M	1519
54 x 30 x 29	190	CAP5430DR019W	2588	CAP5430DR019G	2588	CAP5430DR019M	1465
<b>Right Pedestal</b>							
72 x 30 x 29	220	CAP7230DR020W	2779	CAP7230DR020G	2779	CAP7230DR020M	1605
66 x 30 x 29	210	CAP6630DR020W	2713	CAP6630DR020G	2713	CAP6630DR020M	1574
60 x 30 x 29	200	CAP6030DR020W	2653	CAP6030DR020G	2653	CAP6030DR020M	1519
54 x 30 x 29	190	CAP5430DR020W	2588	CAP5430DR020G	2588	CAP5430DR020M	1465

**2 SELECT A FINISH**

"W" Veneer	"G" HPL	"M" TFL	Finish
WAC	GAC	-	Amber Cherry
WRC	-	-	Caramel Cherry
WIC	GIC	-	Crimson Cherry
WEC	-	-	Ebony Cherry
WHC	GHC	MHC	Honey Cherry
WOC	GOC	-	Koko Cherry
WSC	-	-	Scotch Cherry
WEW	GEW	-	Executive Walnut
WRW	GRW	-	Gray Luster Walnut
WGW	-	MGW	Gunstock Walnut
WJW	-	-	Judicial Walnut
WNW	GNW	-	Natural Walnut
WTW	GTW	-	Studio Teak Walnut

**3 SELECT AN EDGE**



Capitol Park

**5 OPTIONS**

**ACCESSORIES**

- K28: Articulating keyboard w/ mouse pad - \$375
- K31: Center drawer - \$195
- PC10: Desk pedestal w/ wire cavity and access door - \$95

**DRAWER**

- P33: Wood Drawer Upgrade - \$40 per drawer

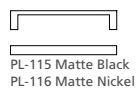
**GROMMETS (STANDARD LOCATION)**

- Specify Color and Left/Right - \$45 ea.
- Black: TM30-R (Right), TM30-L (Left)
- Silver: TM31-R (Right), TM31-L (Left)
- Antique Brass: TM33-R (Right), TM33-L (Left)

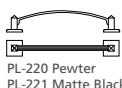
**GROMMETS (NON-STANDARD LOCATION)**

- Provide drawing w/ Grommet Location and Specify Color - \$90 ea.
- Black: TM30-NS
- Silver: TM31-NS
- Antique Brass: TM33-NS

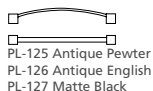
**4 SELECT HARDWARE**



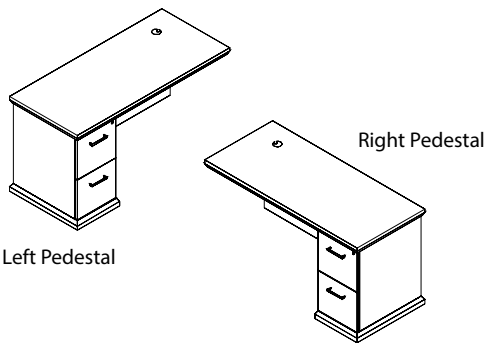
PL-115 Matte Black  
PL-116 Matte Nickel



PL-220 Pewter  
PL-221 Matte Black



PL-125 Antique Pewter  
PL-126 Antique English  
PL-127 Matte Black



**FILE/FILE**

**STANDARD FEATURES**

- 1 Standard grommet - matches pull finish or specify black TM30, silver TM31 or antique brass TM33
- Fixed full modesty
- Full extension drawers - locking
- Hardwood base w/ mitred corners
- Hookup hardware
- Soft close suspension drawer(s)

- Left pedestal gets right grommet
- Right pedestal gets left grommet

**NOTES**

[CLICK HERE TO VIEW PRODUCT INDEX](#)

**1 SELECT A STYLE**

DIMENSIONS		STYLE NUMBER	LIST PRICE	STYLE NUMBER	LIST PRICE	STYLE NUMBER	LIST PRICE
W" x D" x H"	WGT	"W" Veneer Top Veneer Chassis		"G" High Pressure Laminate Top Veneer Chassis		"M" Thermally Fused Laminate Top Thermally Fused Laminate Chassis	
<b>Left Pedestal</b>							
66 x 24 x 29	175	CAP6624RE195W	2404	CAP6624RE195G	2404	CAP6624RE195M	1442
60 x 24 x 29	165	CAP6024RE195W	2338	CAP6024RE195G	2338	CAP6024RE195M	1376
54 x 24 x 29	155	CAP5424RE195W	2278	CAP5424RE195G	2278	CAP5424RE195M	1309
48 x 24 x 29	145	CAP4824RE195W	2213	CAP4824RE195G	2213	CAP4824RE195M	1259
42 x 24 x 29	135	CAP4224RE195W	2154	CAP4224RE195G	2154	CAP4224RE195M	1226
<b>Right Pedestal</b>							
66 x 24 x 29	175	CAP6624RE196W	2404	CAP6624RE196G	2404	CAP6624RE196M	1442
60 x 24 x 29	165	CAP6024RE196W	2338	CAP6024RE196G	2338	CAP6024RE196M	1376
54 x 24 x 29	155	CAP5424RE196W	2278	CAP5424RE196G	2278	CAP5424RE196M	1309
48 x 24 x 29	145	CAP4824RE196W	2213	CAP4824RE196G	2213	CAP4824RE196M	1259
42 x 24 x 29	135	CAP4224RE196W	2154	CAP4224RE196G	2154	CAP4224RE196M	1226

**2 SELECT A FINISH**

"W" Veneer	"G" HPL	"M" TFL	
WAC	GAC	-	Amber Cherry
WRC	-	-	Caramel Cherry
WIC	GIC	-	Crimson Cherry
WEC	-	-	Ebony Cherry
WHC	GHC	MHC	Honey Cherry
WOC	GOC	-	Koko Cherry
WSC	-	-	Scotch Cherry
WEW	GEW	-	Executive Walnut
WRW	GRW	-	Gray Luster Walnut
WGW	-	MGW	Gunstock Walnut
WJW	-	-	Judicial Walnut
WNW	GNW	-	Natural Walnut
WTW	GTW	-	Studio Teak Walnut

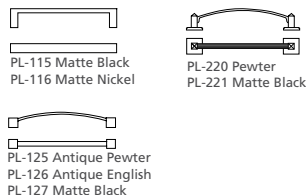
**3 SELECT AN EDGE**

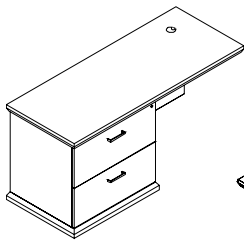


**5 OPTIONS**

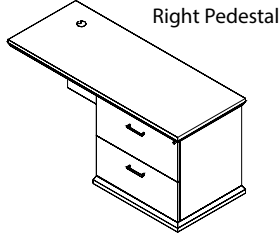
- ACCESSORIES**
- K28: Articulating keyboard w/ mouse pad - \$375
- DRAWER**
- P6: Modify File/File to Box/Box/File - \$50
  - P33: Wood Drawer Upgrade - \$40 per drawer
- FLUSH CUT**
- FC-B: Flush Unit Both Sides(Facing) for Ganging - \$95
  - FC-L: Flush Unit Left (Facing) for Ganging - \$95
  - FC-R: Flush Unit Right(Facing) for Ganging - \$95
- GROMMETS (NON-STANDARD LOCATION)**
- Provide drawing w/ Grommet Location and Specify Color - \$90 ea.
- Black: TM30-NS
  - Silver: TM31-NS
  - Antique Brass: TM33-NS
- MODESTY**
- M34T: "W" "G" Style Drop Door Tech Modesty - \$125
  - M34TM: "M" Style Drop Door Tech Modesty - \$125
  - M51: Open Back Modesty with Wire Mgmt Rail - Deduct \$95

**4 SELECT HARDWARE**





Left Pedestal



Right Pedestal

**LATERAL FILE**

**STANDARD FEATURES**

- 1 Standard grommet - matches pull finish or specify black TM30, silver TM31 or antique brass TM33
- Fixed full modesty
- Full extension drawers - locking
- Hardwood base w/ mitred corners
- Hookup hardware
- Soft close suspension drawer(s)

- Keyboards not available on 48" units
- Left pedestal gets right grommet
- Right pedestal gets left grommet

**NOTES**

[CLICK HERE TO VIEW PRODUCT INDEX](#)

**1 SELECT A STYLE**

DIMENSIONS		STYLE NUMBER	LIST PRICE	STYLE NUMBER	LIST PRICE	STYLE NUMBER	LIST PRICE
W" x D" x H"	WGT	"W" Veneer Top Veneer Chassis		"G" HPL High Pressure Laminate Top Veneer Chassis		"M" TFL Thermally Fused Laminate Top Thermally Fused Laminate Chassis	
<b>Left Pedestal</b>							
72 x 24 x 29	200	CAP7224RE187W	2779	CAP7224RE187G	2779	CAP7224RE187M	1607
66 x 24 x 29	190	CAP6624RE187W	2653	CAP6624RE187G	2653	CAP6624RE187M	1542
60 x 24 x 29	185	CAP6024RE187W	2588	CAP6024RE187G	2588	CAP6024RE187M	1478
54 x 24 x 29	180	CAP5424RE187W	2528	CAP5424RE187G	2528	CAP5424RE187M	1420
48 x 24 x 29	175	CAP4824RE187W	2463	CAP4824RE187G	2463	CAP4824RE187M	1374
<b>Right Pedestal</b>							
72 x 24 x 29	200	CAP7224RE188W	2779	CAP7224RE188G	2779	CAP7224RE188M	1607
66 x 24 x 29	190	CAP6624RE188W	2653	CAP6624RE188G	2653	CAP6624RE188M	1542
60 x 24 x 29	185	CAP6024RE188W	2588	CAP6024RE188G	2588	CAP6024RE188M	1478
54 x 24 x 29	180	CAP5424RE188W	2528	CAP5424RE188G	2528	CAP5424RE188M	1420
48 x 24 x 29	175	CAP4824RE188W	2463	CAP4824RE188G	2463	CAP4824RE188M	1374

**2 SELECT A FINISH**

"W" Veneer	"G" HPL	"M" TFL	Finish
WAC	GAC	-	Amber Cherry
WRC	-	-	Caramel Cherry
WIC	GIC	-	Crimson Cherry
WEC	-	-	Ebony Cherry
WHC	GHC	MHC	Honey Cherry
WOC	GOC	-	Koko Cherry
WSC	-	-	Scotch Cherry
WEW	GEW	-	Executive Walnut
WRW	GRW	-	Gray Luster Walnut
WGW	-	MGW	Gunstock Walnut
WJW	-	-	Judicial Walnut
WNW	GNW	-	Natural Walnut
WTW	GTW	-	Studio Teak Walnut

**3 SELECT AN EDGE**

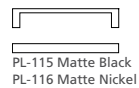


Capitol Park

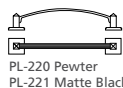
**5 OPTIONS**

- ACCESSORIES**
- K28: Articulating keyboard w/ mouse pad - \$375
- DRAWER**
- P33: Wood Drawer Upgrade - \$40 per drawer
- FLUSH CUT**
- FC-B: Flush Unit Both Sides(Facing) for Ganging - \$95
  - FC-L: Flush Unit Left (Facing) for Ganging - \$95
  - FC-R: Flush Unit Right(Facing) for Ganging - \$95
- GROMMETS (NON-STANDARD LOCATION)**
- Provide drawing w/ Grommet Location and Specify Color - \$90 ea.
- Black: TM30-NS
  - Silver: TM31-NS
  - Antique Brass: TM33-NS
- MODESTY**
- M34T: "W" "G" Style Drop Door Tech Modesty - \$125
  - M34TM: "M" Style Drop Door Tech Modesty - \$125
  - M51: Open Back Modesty with Wire Mgmt Rail - Deduct \$95

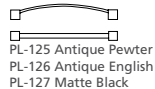
**4 SELECT HARDWARE**



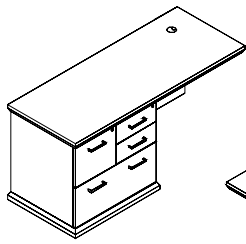
PL-115 Matte Black  
PL-116 Matte Nickel



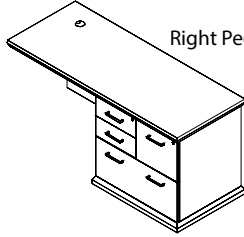
PL-220 Pewter  
PL-221 Matte Black



PL-125 Antique Pewter  
PL-126 Antique English  
PL-127 Matte Black



Left Pedestal



Right Pedestal

**BOX/BOX/FILE/LATERAL**

**STANDARD FEATURES**

- 1 Standard grommet - matches pull finish or specify black TM30, silver TM31 or antique brass TM33
- Fixed full modesty
- Full extension drawers - locking
- Hardwood base w/ mitred corners
- Hookup hardware
- Soft close suspension drawer(s)

- Keyboards not available on 48" units
- Left pedestal gets right grommet
- Right pedestal gets left grommet

**NOTES**

[CLICK HERE TO VIEW PRODUCT INDEX](#)

**1 SELECT A STYLE**

DIMENSIONS		STYLE NUMBER	LIST PRICE	STYLE NUMBER	LIST PRICE	STYLE NUMBER	LIST PRICE
W" x D" x H"	WGT	"W" Veneer Top Veneer Chassis		"G" HPL High Pressure Laminate Top Veneer Chassis		"M" TFL Thermally Fused Laminate Top Thermally Fused Laminate Chassis	
<b>Left Pedestal</b>							
72 x 24 x 29	225	CAP7224RE218W	3027	CAP7224RE218G	3027	CAP7224RE218M	1698
66 x 24 x 29	190	CAP6624RE218W	2903	CAP6624RE218G	2903	CAP6624RE218M	1634
60 x 24 x 29	185	CAP6024RE218W	2837	CAP6024RE218G	2837	CAP6024RE218M	1571
54 x 24 x 29	180	CAP5424RE218W	2779	CAP5424RE218G	2779	CAP5424RE218M	1512
48 x 24 x 29	175	CAP4824RE218W	2713	CAP4824RE218G	2713	CAP4824RE218M	1466
<b>Right Pedestal</b>							
72 x 24 x 29	225	CAP7224RE219W	3027	CAP7224RE219G	3027	CAP7224RE219M	1698
66 x 24 x 29	190	CAP6624RE219W	2903	CAP6624RE219G	2903	CAP6624RE219M	1634
60 x 24 x 29	185	CAP6024RE219W	2837	CAP6024RE219G	2837	CAP6024RE219M	1571
54 x 24 x 29	180	CAP5424RE219W	2779	CAP5424RE219G	2779	CAP5424RE219M	1512
48 x 24 x 29	175	CAP4824RE219W	2713	CAP4824RE219G	2713	CAP4824RE219M	1466

**2 SELECT A FINISH**

"W" Veneer	"G" HPL	"M" TFL	Finish
WAC	GAC	-	Amber Cherry
WRC	-	-	Caramel Cherry
WIC	GIC	-	Crimson Cherry
WEC	-	-	Ebony Cherry
WHC	GHC	MHC	Honey Cherry
WOC	GOC	-	Koko Cherry
WSC	-	-	Scotch Cherry
WEW	GEW	-	Executive Walnut
WRW	GRW	-	Gray Luster Walnut
WGW	-	MGW	Gunstock Walnut
WJW	-	-	Judicial Walnut
WNW	GNW	-	Natural Walnut
WTW	GTW	-	Studio Teak Walnut

**3 SELECT AN EDGE**

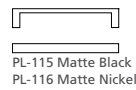


Capitol Park

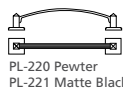
**5 OPTIONS**

- ACCESSORIES**
- K28: Articulating keyboard w/ mouse pad - \$375
- DRAWER**
- P33: Wood Drawer Upgrade - \$40 per drawer
- FLUSH CUT**
- FC-B: Flush Unit Both Sides(Facing) for Ganging - \$95
  - FC-L: Flush Unit Left (Facing) for Ganging - \$95
  - FC-R: Flush Unit Right(Facing) for Ganging - \$95
- GROMMETS (NON-STANDARD LOCATION)**
- Provide drawing w/ Grommet Location and Specify Color - \$90 ea.
- Black: TM30-NS
  - Silver: TM31-NS
  - Antique Brass: TM33-NS
- MODESTY**
- M34T: "W" "G" Style Drop Door Tech Modesty - \$125
  - M34TM: "M" Style Drop Door Tech Modesty - \$125
  - M51: Open Back Modesty with Wire Mgmt Rail - Deduct \$95

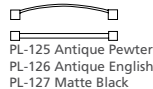
**4 SELECT HARDWARE**



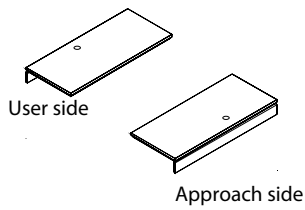
PL-115 Matte Black  
PL-116 Matte Nickel



PL-220 Pewter  
PL-221 Matte Black



PL-125 Antique Pewter  
PL-126 Antique English  
PL-127 Matte Black



**OPEN BACK**

**STANDARD FEATURES**

- 1 Standard grommet - matches pull finish or specify black TM30, silver TM31 or antique brass TM33

[CLICK HERE TO VIEW PRODUCT INDEX](#)

**1 SELECT A STYLE**

DIMENSIONS		STYLE NUMBER	LIST PRICE	STYLE NUMBER	LIST PRICE	STYLE NUMBER	LIST PRICE
W" x D" x H"	WGT	"W" Veneer Top Veneer Chassis		"G" HPL High Pressure Laminate Top Veneer Chassis		"M" TFL Thermally Fused Laminate Top Thermally Fused Laminate Chassis	
60 x 24 x 29	65	CAP6024BR151W	822	CAP6024BR151G	822	CAP6024BR151M	498
54 x 24 x 29	60	CAP5424BR151W	785	CAP5424BR151G	785	CAP5424BR151M	473
48 x 24 x 29	55	CAP4824BR151W	695	CAP4824BR151G	695	CAP4824BR151M	447
42 x 24 x 29	50	CAP4224BR151W	660	CAP4224BR151G	660	CAP4224BR151M	422
36 x 24 x 29	45	CAP3624BR151W	625	CAP3624BR151G	625	CAP3624BR151M	390

**2 SELECT A FINISH**

"W" Veneer	"G" HPL	"M" TFL	Finish
WAC	GAC	-	Amber Cherry
WRC	-	-	Caramel Cherry
WIC	GIC	-	Crimson Cherry
WEC	-	-	Ebony Cherry
WHC	GHC	MHC	Honey Cherry
WOC	GOC	-	Koko Cherry
WSC	-	-	Scotch Cherry
WEW	GEW	-	Executive Walnut
WRW	GRW	-	Gray Luster Walnut
WGW	-	MGW	Gunstock Walnut
WJW	-	-	Judicial Walnut
WNW	GNW	-	Natural Walnut
WTW	GTW	-	Studio Teak Walnut

**3 SELECT AN EDGE**

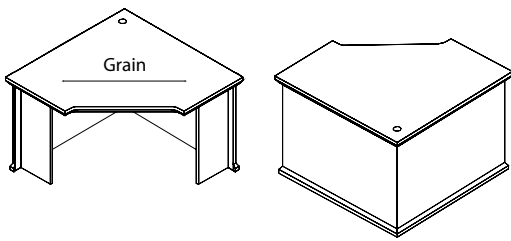


**5 OPTIONS**

- ACCESSORIES**
- K28: Articulating keyboard w/ mouse pad - \$375
- GROMMETS (NON-STANDARD LOCATION)**
- Provide drawing w/ Grommet Location and Specify Color - \$90 ea.
- Black: TM30-NS
  - Silver: TM31-NS
  - Antique Brass: TM33-NS
- MODESTY**
- M34T-O: "W" "G" Style Drop Door Tech Modesty - \$295
  - M34TM-O: "M" Style Drop Door Tech Modesty - \$225
  - M37: "W" "G" Style Fixed Full Modesty - \$125
  - M37M: "M" Style Fixed Full Modesty - \$75

**4 SELECT HARDWARE**

Hardware Option Not Available



**CORNER UNIT**

**STANDARD FEATURES**

- 1 Standard grommet - matches pull finish or specify black TM30, silver TM31 or antique brass TM33

**NOTES**

- For use w/ bridges & returns

[CLICK HERE TO VIEW PRODUCT INDEX](#)

**1 SELECT A STYLE**

DIMENSIONS		STYLE NUMBER	LIST PRICE	STYLE NUMBER	LIST PRICE	STYLE NUMBER	LIST PRICE
W" x D" x H"	WGT	"W" Veneer Top Veneer Chassis		"G" HPL High Pressure Laminate Top Veneer Chassis		"M" TFL Thermally Fused Laminate Top Thermally Fused Laminate Chassis	
42 x 42 x 29	170	CAP4242CU228W	2136	CAP4242CU228G	2136	CAP4242CU228M	1594
48 x 48 x 29	195	CAP4848CU228W	2433	CAP4848CU228G	2433	CAP4848CU228M	1816

**2 SELECT A FINISH**

"W" Veneer	"G" HPL	"M" TFL	
WAC	GAC	-	Amber Cherry
WRC	-	-	Caramel Cherry
WIC	GIC	-	Crimson Cherry
WEC	-	-	Ebony Cherry
WHC	GHC	MHC	Honey Cherry
WOC	GOC	-	Koko Cherry
WSC	-	-	Scotch Cherry
WEW	GEW	-	Executive Walnut
WRW	GRW	-	Gray Luster Walnut
WGW	-	MGW	Gunstock Walnut
WJW	-	-	Judicial Walnut
WNW	GNW	-	Natural Walnut
WTW	GTW	-	Studio Teak Walnut

**3 SELECT AN EDGE**

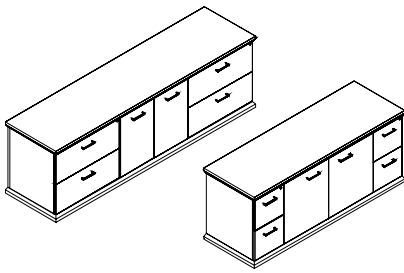


**5 OPTIONS**

- ACCESSORIES**
- K28: Articulating keyboard w/ mouse pad - \$375
- GROMMETS (NON-STANDARD LOCATION)**
- Provide drawing w/ Grommet Location and Specify Color - \$90 ea.
- Black: TM30-NS
  - Silver: TM31-NS
  - Antique Brass: TM33-NS

**4 SELECT HARDWARE**

Hardware Option Not Available



**FILE / STORAGE**

**STANDARD FEATURES**

- Black laminate adjustable shelf behind doors
- Full extension drawers - locking
- Hardwood base w/ mitred corners
- Soft close suspension drawer(s)
- Top shaped on 3 sides

**NOTES**

- Unit not designed for open plan use. Select OPB Option for Open Plan application

[CLICK HERE TO VIEW PRODUCT INDEX](#)

**1 SELECT A STYLE**

DIMENSIONS		STYLE NUMBER	LIST PRICE	STYLE NUMBER	LIST PRICE	STYLE NUMBER	LIST PRICE
W" x D" x H"	WGHT	"W" Veneer Veneer Top Veneer Chassis		"G" HPL High Pressure Laminate Top Veneer Chassis		"M" TFL Thermally Fused Laminate Top Thermally Fused Laminate Chassis	
<b>Lateral File / Storage</b>							
94 x 24 x 29	350	CAP9424CA651W	5806	CAP9424CA651G	5806	CAP9424CA651M	2998
88 x 24 x 29	320	CAP8824CA651W	5556	CAP8824CA651G	5556	CAP8824CA651M	2905
<b>File / Storage</b>							
71 x 24 x 29	270	CAP7124CA050W	3432	CAP7124CA050G	3432	CAP7124CA050M	2102
65 x 24 x 29	255	CAP6524CA050W	3207	CAP6524CA050G	3207	CAP6524CA050M	2061
59 x 24 x 29	240	CAP5924CA050W	3082	CAP5924CA050G	3082	CAP5924CA050M	2029

**2 SELECT A FINISH**

"W" Veneer	"G" HPL	"M" TFL	
WAC	GAC	-	Amber Cherry
WRC	-	-	Caramel Cherry
WIC	GIC	-	Crimson Cherry
WEC	-	-	Ebony Cherry
WHC	GHC	MHC	Honey Cherry
WOC	GOC	-	Koko Cherry
WSC	-	-	Scotch Cherry
WEW	GEW	-	Executive Walnut
WRW	GRW	-	Gray Luster Walnut
WGW	-	MGW	Gunstock Walnut
WJW	-	-	Judicial Walnut
WNW	GNW	-	Natural Walnut
WTW	GTW	-	Studio Teak Walnut

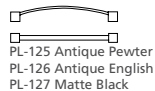
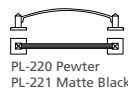
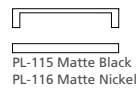
**3 SELECT AN EDGE**



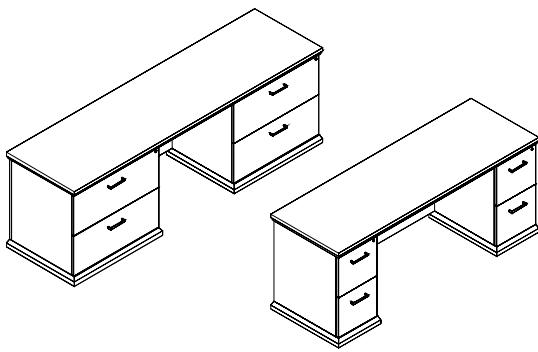
**5 OPTIONS**

- DOOR**
- D2: Door Lock - \$95 per Door Set
  - D6A: "W"/"G" Styles - Delete Doors and replace black laminate shelf with finished shelf - n/c
  - D95C: Soft Close Door Hinges - \$15 per Door
- DRAWER**
- P6: Modify File/File to Box/Box/File - \$50 ea.
  - P33: Wood Drawer Upgrade - \$40 per drawer
- FLUSH CUT**
- FC-B: Flush Unit Both Sides(Facing) for Ganging - \$95
  - FC-L: Flush Unit Left (Facing) for Ganging - \$95
  - FC-R: Flush Unit Right(Facing) for Ganging - \$95
- GROMMETS (STANDARD LOCATION)**
- Specify Color and Left/Right/Center - \$45 ea.
- Black: TM30-R (Right), TM30-L (Left), TM30-C (Center)
  - Silver: TM31-R (Right), TM31-L (Left), TM31-C (Center)
  - Antique Brass: TM33-R (Right), TM33-L (Left), TM33-C (Center)
- GROMMETS (NON-STANDARD LOCATION)**
- Provide drawing w/ Grommet Location and Specify Color - \$90 ea.
- Black: TM30-NS
  - Silver: TM31-NS
  - Antique Brass: TM33-NS
- OPEN PLAN**
- OPB: "W" "G" Style - Modify Unit for Open Plan Application - \$295
  - OPBM: "M" Style - Modify Unit for Open Plan Application - \$195
- SHELVES**
- S25: Replace Black Laminate Shelves with Finished Shelves - \$75 per Shelf

**4 SELECT HARDWARE**







**KNEESPACE**

**STANDARD FEATURES**

- Fixed full modesty
- Full extension drawers - locking
- Hardwood base w/ mitred corners
- Soft close suspension drawer(s)
- Top shaped on 3 sides

**NOTES**

- Unit not designed for open plan use. Select OPB Option for Open Plan application

[CLICK HERE TO VIEW PRODUCT INDEX](#)

**1 SELECT A STYLE**

DIMENSIONS		STYLE NUMBER	LIST PRICE	STYLE NUMBER	LIST PRICE	STYLE NUMBER	LIST PRICE
W" x D" x H"	WGT	"W" Veneer Veneer Top Veneer Chassis		"G" HPL High Pressure Laminate Top Veneer Chassis		"M" TFL Thermally Fused Laminate Top Thermally Fused Laminate Chassis	
<b>Lateral File / Lateral File</b>							
94 x 24 x 29	325	CAP9424CA052W	4307	CAP9424CA052G	4307	CAP9424CA052M	2598
88 x 24 x 29	300	CAP8824CA052W	4057	CAP8824CA052G	4057	CAP8824CA052M	2537
<b>File / File</b>							
78 x 24 x 29	250	CAP7824CA054W	3308	CAP7824CA054G	3308	CAP7824CA054M	1954
71 x 24 x 29	225	CAP7124CA054W	3182	CAP7124CA054G	3182	CAP7124CA054M	1916
65 x 24 x 29	210	CAP6524CA054W	2998	CAP6524CA054G	2998	CAP6524CA054M	1878
59 x 24 x 29	200	CAP5924CA054W	2933	CAP5924CA054G	2933	CAP5924CA054M	1851

**2 SELECT A FINISH**

"W" Veneer	"G" HPL	"M" TFL	
WAC	GAC	-	Amber Cherry
WRC	-	-	Caramel Cherry
WIC	GIC	-	Crimson Cherry
WEC	-	-	Ebony Cherry
WHC	GHC	MHC	Honey Cherry
WOC	GOC	-	Koko Cherry
WSC	-	-	Scotch Cherry
WEW	GEW	-	Executive Walnut
WRW	GRW	-	Gray Luster Walnut
WGW	-	MGW	Gunstock Walnut
WJW	-	-	Judicial Walnut
WNW	GNW	-	Natural Walnut
WTW	GTW	-	Studio Teak Walnut

**3 SELECT AN EDGE**



**5 OPTIONS**

**ACCESSORIES**

- K28: Articulating keyboard w/ mouse pad - \$375
- PD717: Power supply cordset - \$95

**DRAWER**

- P6: Modify File/File to Box/Box/File - \$50 ea.
- P33: Wood Drawer Upgrade - \$40 per drawer

**FLUSH CUT**

- FC-B: Flush Unit Both Sides(Facing) for Ganging - \$95
- FC-L: Flush Unit Left (Facing) for Ganging - \$95
- FC-R: Flush Unit Right(Facing) for Ganging - \$95

**GROMMETS (STANDARD LOCATION)**

- Specify Color - \$45 ea.
- Black: TM30-C (Center)
- Silver: TM31-C (Center)
- Antique Brass: TM33-C (Center)

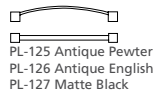
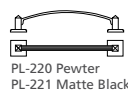
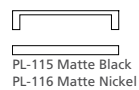
**GROMMETS (NON-STANDARD LOCATION)**

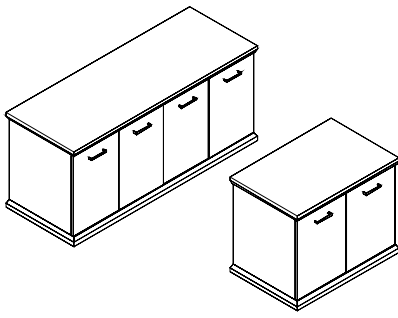
- Provide drawing w/ Grommet Location and Specify Color - \$90 ea.
- Black: TM30-NS
- Silver: TM31-NS
- Antique Brass: TM33-NS

**MODESTY**

- M34T: "W" "G" Style Drop Door Tech Modesty - \$125
- M34TM: "M" Style Drop Door Tech Modesty - \$125
- M51: Open Back Modesty with Wire Mgmt Rail - Deduct \$95

**4 SELECT HARDWARE**





**4/2 DOOR STORAGE**

**STANDARD FEATURES**

- Adjustable shelf per door section (black laminate)
- Anti-tilt safety feature
- Full extension drawers - locking
- Hardwood base w/ mitred corners
- Top shaped on 3 sides

**NOTES**

- Unit not designed for open plan use. Select OPB Option for Open Plan application

[CLICK HERE TO VIEW PRODUCT INDEX](#)

**1 SELECT A STYLE**

DIMENSIONS		STYLE NUMBER	LIST PRICE	STYLE NUMBER	LIST PRICE	STYLE NUMBER	LIST PRICE
W" x D" x H"	WGT	"W" Veneer Veneer Top Veneer Chassis		"G" HPL High Pressure Laminate Top Veneer Chassis		"M" TFL Thermally Fused Laminate Top Thermally Fused Laminate Chassis	
<b>4 Door</b>							
71 x 24 x 29	250	CAP7124CA125W	3308	CAP7124CA125G	3308	CAP7124CA125M	1941
65 x 24 x 29	235	CAP6524CA125W	3082	CAP6524CA125G	3082	CAP6524CA125M	1913
59 x 24 x 29	220	CAP5924CA125W	2956	CAP5924CA125G	2956	CAP5924CA125M	1884
<b>2 Door</b>							
36 x 24 x 29	140	CAP3624CA125W	1808	CAP3624CA125G	1808	CAP3624CA125M	1037
30 x 24 x 29	125	CAP3024CA125W	1684	CAP3024CA125G	1684	CAP3024CA125M	1009

**2 SELECT A FINISH**

"W" Veneer	"G" HPL	"M" TFL	
WAC	GAC	-	Amber Cherry
WRC	-	-	Caramel Cherry
WIC	GIC	-	Crimson Cherry
WEC	-	-	Ebony Cherry
WHC	GHC	MHC	Honey Cherry
WOC	GOC	-	Koko Cherry
WSC	-	-	Scotch Cherry
WEW	GEW	-	Executive Walnut
WRW	GRW	-	Gray Luster Walnut
WGW	-	MGW	Gunstock Walnut
WJW	-	-	Judicial Walnut
WNW	GNW	-	Natural Walnut
WTW	GTW	-	Studio Teak Walnut

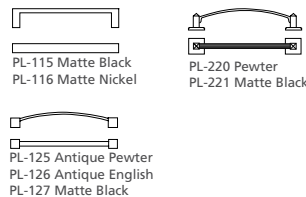
**3 SELECT AN EDGE**

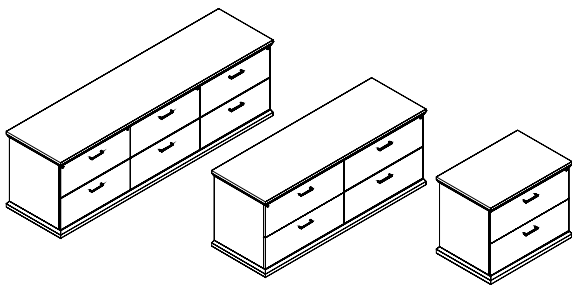


**5 OPTIONS**

- DOOR**
- D2: Door Lock - \$95 per Door set
  - D6A: "W"/"G" Styles - Delete Doors and replace black laminate shelf with finished shelf - n/c
  - D9SC: Soft Close Door Hinges - \$15 per Door
- FLUSH CUT**
- FC-B: Flush Unit Both Sides(Facing) for Ganging - \$95
  - FC-L: Flush Unit Left (Facing) for Ganging - \$95
  - FC-R: Flush Unit Right(Facing) for Ganging - \$95
- GROMMETS (STANDARD LOCATION)**
- Specify Color and Left/Right/Center - \$45 ea.
- Black: TM30-R (Right), TM30-L (Left), TM30-C (Center)
  - Silver: TM31-R (Right), TM31-L (Left), TM31-C (Center)
  - Antique Brass: TM33-R (Right), TM33-L (Left), TM33-C (Center)
- OPEN PLAN**
- OPB: "W" "G" Style - Modify Unit for Open Plan Application - \$295
  - OPBM: "M" Style - Modify Unit for Open Plan Application - \$195
- SHELVES**
- S25: Replace Black Laminate Shelves with Finished Shelves - \$75 per Shelf

**4 SELECT HARDWARE**





**6/4/2 DRAWERS**

**STANDARD FEATURES**

- Full extension drawers - locking
- Hardwood base w/ mitred corners
- Soft close suspension drawer(s)
- Top shaped on 3 sides

**NOTES**

- Unit not designed for open plan use. Select OPB Option for Open Plan application

[CLICK HERE TO VIEW PRODUCT INDEX](#)

**1 SELECT A STYLE**

DIMENSIONS		STYLE NUMBER	LIST PRICE	STYLE NUMBER	LIST PRICE	STYLE NUMBER	LIST PRICE
W" x D" x H"	WGT	"W" Veneer Veneer Top Veneer Chassis		"G" HPL High Pressure Laminate Top Veneer Chassis		"M" TFL Thermally Fused Laminate Top Thermally Fused Laminate Chassis	
<b>6 Drawer</b>							
94 x 24 x 29	415	CAP9424CA104W	5930	CAP9424CA104G	5930	CAP9424CA104M	2993
88 x 24 x 29	390	CAP8824CA104W	5680	CAP8824CA104G	5680	CAP8824CA104M	2965
<b>4 Drawer</b>							
71 x 24 x 29	315	CAP7124CA104W	3706	CAP7124CA104G	3706	CAP7124CA104M	2269
59 x 24 x 29	285	CAP5924CA104W	3582	CAP5924CA104G	3582	CAP5924CA104M	2206
<b>2 Drawer</b>							
36 x 24 x 29	165	CAP3624CA104W	1939	CAP3624CA104G	1939	CAP3624CA104M	1327
30 x 24 x 29	150	CAP3024CA104W	1838	CAP3024CA104G	1838	CAP3024CA104M	1290

**2 SELECT A FINISH**

"W" Veneer	"G" HPL	"M" TFL	
WAC	GAC	-	Amber Cherry
WRC	-	-	Caramel Cherry
WIC	GIC	-	Crimson Cherry
WEC	-	-	Ebony Cherry
WHC	GHC	MHC	Honey Cherry
WOC	GOC	-	Koko Cherry
WSC	-	-	Scotch Cherry
WEW	GEW	-	Executive Walnut
WRW	GRW	-	Gray Luster Walnut
WGW	-	MGW	Gunstock Walnut
WJW	-	-	Judicial Walnut
WNW	GNW	-	Natural Walnut
WTW	GTW	-	Studio Teak Walnut

**3 SELECT AN EDGE**



**5 OPTIONS**

**DRAWER**

- P33: Wood Drawer Upgrade - \$40 per drawer

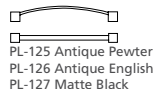
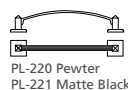
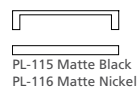
**FLUSH CUT**


- FC-B: Flush Unit Both Sides(Facing) for Ganging - \$95
- FC-L: Flush Unit Left (Facing) for Ganging - \$95
- FC-R: Flush Unit Right(Facing) for Ganging - \$95

**OPEN PLAN**

- OPB: "W" "G" Style - Modify Unit for Open Plan Application - \$295
- OPB: "M" Style - Modify Unit for Open Plan Application - \$195

**4 SELECT HARDWARE**





**VERTICAL LATERAL FILE**

**STANDARD FEATURES**

- Anti-tilt safety feature
- Full extension drawers - locking
- Hardwood base w/ mitred corners
- Soft close suspension drawer(s)
- Top shaped on 3 sides

**NOTES**

- Unit not designed for open plan use. Select OPB Option for Open Plan application

[CLICK HERE TO VIEW PRODUCT INDEX](#)

**1 SELECT A STYLE**

DIMENSIONS		STYLE NUMBER	LIST PRICE	STYLE NUMBER	LIST PRICE	STYLE NUMBER	LIST PRICE
W" x D" x H"	WGT	"W" Veneer Veneer Top Veneer Chassis		"G" HPL High Pressure Laminate Top Veneer Chassis		"M" TFL Thermally Fused Laminate Top Thermally Fused Laminate Chassis	
<b>4 Drawer</b>							
36 x 24 x 52	270	CAP3624FI111W	3207	CAP3624FI111G	3207	CAP3624FI111M	1976
30 x 24 x 52	245	CAP3024FI111W	3123	CAP3024FI111G	3123	CAP3024FI111M	1917
<b>3 Drawer</b>							
36 x 24 x 42	205	CAP3624FI112W	2796	CAP3624FI112G	2796	CAP3624FI112M	1723
30 x 24 x 42	185	CAP3024FI112W	2722	CAP3024FI112G	2722	CAP3024FI112M	1672

**2 SELECT A FINISH**

"W" Veneer	"G" HPL	"M" TFL	
WAC	GAC	-	Amber Cherry
WRC	-	-	Caramel Cherry
WIC	GIC	-	Crimson Cherry
WEC	-	-	Ebony Cherry
WHC	GHC	MHC	Honey Cherry
WOC	GOC	-	Koko Cherry
WSC	-	-	Scotch Cherry
WEW	GEW	-	Executive Walnut
WRW	GRW	-	Gray Luster Walnut
WGW	-	MGW	Gunstock Walnut
WJW	-	-	Judicial Walnut
WNW	GNW	-	Natural Walnut
WTW	GTW	-	Studio Teak Walnut

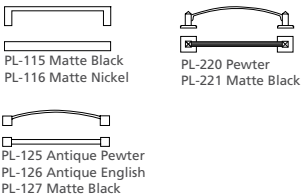
**3 SELECT AN EDGE**

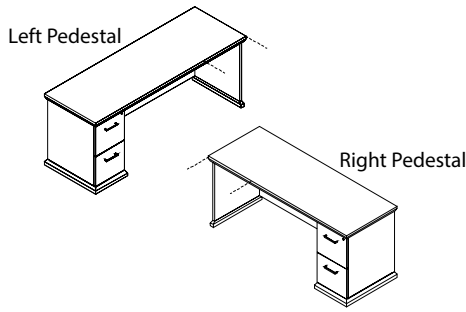


**5 OPTIONS**

- DRAWER**
- P33: Wood Drawer Upgrade - \$40 per drawer
- FLUSH CUT**
- FC-B: Flush Unit Both Sides(Facing) for Ganging - \$95
  - FC-L: Flush Unit Left (Facing) for Ganging - \$95
  - FC-R: Flush Unit Right(Facing) for Ganging - \$95
- OPEN PLAN**
- OPB: "W" "G" Style - Modify Unit for Open Plan Application - \$295
  - OPB: "M" Style - Modify Unit for Open Plan Application - \$195

**4 SELECT HARDWARE**





**FILE/FILE**

**STANDARD FEATURES**

- Fixed full modesty
- Full extension drawers - locking
- Hookup hardware
- Soft close suspension drawer(s)

**NOTES**

- Unit not designed for open plan use. Select OPB Option for Open Plan application

[CLICK HERE TO VIEW PRODUCT INDEX](#)

**1 SELECT A STYLE**

DIMENSIONS		STYLE NUMBER	LIST PRICE	STYLE NUMBER	LIST PRICE	STYLE NUMBER	LIST PRICE
W" x D" x H"	WGT	"W" Veneer Veneer Top Veneer Chassis		"G" HPL High Pressure Laminate Top Veneer Chassis		"M" TFL Thermally Fused Laminate Top Thermally Fused Laminate Chassis	
<b>Left Pedestal</b>							
88 x 24 x 29	200	CAP8824CA086W	2837	CAP8824CA086G	2837	CAP8824CA086M	1915
71 x 24 x 29	175	CAP7124CA086W	2564	CAP7124CA086G	2564	CAP7124CA086M	1653
65 x 24 x 29	165	CAP6524CA086W	2504	CAP6524CA086G	2504	CAP6524CA086M	1612
59 x 24 x 29	155	CAP5924CA086W	2440	CAP5924CA086G	2440	CAP5924CA086M	1571
<b>Right Pedestal</b>							
88 x 24 x 29	200	CAP8824CA087W	2837	CAP8824CA087G	2837	CAP8824CA087M	1915
71 x 24 x 29	175	CAP7124CA087W	2564	CAP7124CA087G	2564	CAP7124CA087M	1653
65 x 24 x 29	165	CAP6524CA087W	2504	CAP6524CA087G	2504	CAP6524CA087M	1612
59 x 24 x 29	155	CAP5924CA087W	2440	CAP5924CA087G	2440	CAP5924CA087M	1571

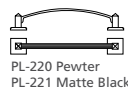
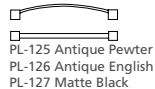
**2 SELECT A FINISH**

"W" Veneer	"G" HPL	"M" TFL	
WAC	GAC	-	Amber Cherry
WRC	-	-	Caramel Cherry
WIC	GIC	-	Crimson Cherry
WEC	-	-	Ebony Cherry
WHC	GHC	MHC	Honey Cherry
WOC	GOC	-	Koko Cherry
WSC	-	-	Scotch Cherry
WEW	GEW	-	Executive Walnut
WRW	GRW	-	Gray Luster Walnut
WGW	-	MGW	Gunstock Walnut
WJW	-	-	Judicial Walnut
WNW	GNW	-	Natural Walnut
WTW	GTW	-	Studio Teak Walnut

**3 SELECT AN EDGE**



**4 SELECT HARDWARE**



**5 OPTIONS**

**ACCESSORIES**

- K28: Articulating keyboard w/ mouse pad - \$375

**DRAWER**

- P6: Modify File/File to Box/Box/File - \$50
- P33: Wood Drawer Upgrade - \$40 per drawer

**FLUSH CUT**

- FC-B: Flush Unit Both Sides(Facing) for Ganging - \$95
- FC-L: Flush Unit Left (Facing) for Ganging - \$95
- FC-R: Flush Unit Right(Facing) for Ganging - \$95

**GROMMETS (STANDARD LOCATION)**

- Specify Color - \$45 ea.
- Black: TM30-C (Center)
- Silver: TM31-C (Center)
- Antique Brass: TM33-C (Center)

**GROMMETS (NON-STANDARD LOCATION)**

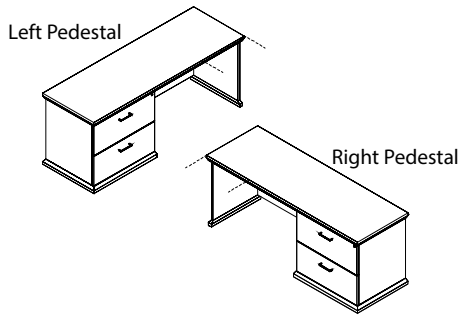
- Provide drawing w/ Grommet Location and Specify Color - \$90 ea.
- Black: TM30-NS
- Silver: TM31-NS
- Antique Brass: TM33-NS

**MODESTY**

- M34T: "W" "G" Style Drop Door Tech Modesty - \$125
- M34TM: "M" Style Drop Door Tech Modesty - \$125
- M51: Open Back Modesty with Wire Mgmt Rail - Deduct \$95

**OPEN PLAN**

- OPB: "W" "G" Style - Modify Unit for Open Plan Application - \$295
- OPBM: "M" Style - Modify Unit for Open Plan Application - \$195



**LATERAL FILE**

**STANDARD FEATURES**

- Fixed full modesty
- Full extension drawers - locking
- Hookup hardware
- Soft close suspension drawer(s)

**NOTES**

- K28 Keyboard not available on 71", 65", and 59" units
- Unit not designed for open plan use. Select OPB Option for Open Plan application

[CLICK HERE TO VIEW PRODUCT INDEX](#)

**1 SELECT A STYLE**

DIMENSIONS		STYLE NUMBER	LIST PRICE	STYLE NUMBER	LIST PRICE	STYLE NUMBER	LIST PRICE
W" x D" x H"	WGT	"W" Veneer Top Veneer Chassis		"G" HPL High Pressure Laminate Top Veneer Chassis		"M" TFL Thermally Fused Laminate Top Thermally Fused Laminate Chassis	
<b>Left Pedestal</b>							
94 x 24 x 29	240	CAP9424CA066W	3308	CAP9424CA066G	3308	CAP9424CA066M	2109
88 x 24 x 29	220	CAP8824CA066W	3058	CAP8824CA066G	3058	CAP8824CA066M	2006
71 x 24 x 29	215	CAP7124CA066W	2807	CAP7124CA066G	2807	CAP7124CA066M	1759
65 x 24 x 29	200	CAP6524CA066W	2749	CAP6524CA066G	2749	CAP6524CA066M	1718
59 x 24 x 29	190	CAP5924CA066W	2683	CAP5924CA066G	2683	CAP5924CA066M	1677
<b>Right Pedestal</b>							
94 x 24 x 29	240	CAP9424CA067W	3308	CAP9424CA067G	3308	CAP9424CA067M	2109
88 x 24 x 29	220	CAP8824CA067W	3058	CAP8824CA067G	3058	CAP8824CA067M	2006
71 x 24 x 29	215	CAP7124CA067W	2807	CAP7124CA067G	2807	CAP7124CA067M	1759
65 x 24 x 29	200	CAP6524CA067W	2749	CAP6524CA067G	2749	CAP6524CA067M	1718
59 x 24 x 29	190	CAP5924CA067W	2683	CAP5924CA067G	2683	CAP5924CA067M	1677

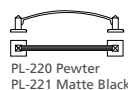
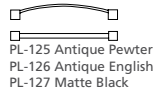
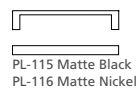
**2 SELECT A FINISH**

"W" Veneer	"G" HPL	"M" TFL	Finish
WAC	GAC	-	Amber Cherry
WRC	-	-	Caramel Cherry
WIC	GIC	-	Crimson Cherry
WEC	-	-	Ebony Cherry
WHC	GHC	MHC	Honey Cherry
WOC	GOC	-	Koko Cherry
WSC	-	-	Scotch Cherry
WEW	GEW	-	Executive Walnut
WRW	GRW	-	Gray Luster Walnut
WGW	-	MGW	Gunstock Walnut
WJW	-	-	Judicial Walnut
WNW	GNW	-	Natural Walnut
WTW	GTW	-	Studio Teak Walnut

**3 SELECT AN EDGE**



**4 SELECT HARDWARE**



**5 OPTIONS**

**ACCESSORIES**

- K28: Articulating keyboard w/ mouse pad - \$375

**DRAWER**

- P33: Wood Drawer Upgrade - \$40 per drawer

**FLUSH CUT**

- FC-B: Flush Unit Both Sides(Facing) for Ganging - \$95
- FC-L: Flush Unit Left (Facing) for Ganging - \$95
- FC-R: Flush Unit Right(Facing) for Ganging - \$95

**GROMMETS (STANDARD LOCATION)**

- Specify Color - \$45 ea.
- Black: TM30-C (Center)
- Silver: TM31-C (Center)
- Antique Brass: TM33-C (Center)

**GROMMETS (NON-STANDARD LOCATION)**

- Provide drawing w/ Grommet Location and Specify Color - \$90 ea.
- Black: TM30-NS
- Silver: TM31-NS
- Antique Brass: TM33-NS

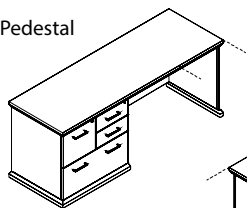
**MODESTY**

- M34T: "W" "G" Style Drop Door Tech Modesty - \$125
- M34TM: "M" Style Drop Door Tech Modesty - \$125
- M51: Open Back Modesty with Wire Mgmt Rail - Deduct \$95

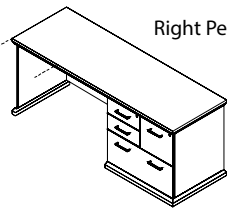
**OPEN PLAN**

- OPB: "W" "G" Style - Modify Unit for Open Plan Application - \$295
- OPBM: "M" Style - Modify Unit for Open Plan Application - \$195

Left Pedestal



Right Pedestal



**BOX/BOX/FILE/LATERAL**

**STANDARD FEATURES**

- Fixed full modesty
- Full extension drawers - locking
- Hookup hardware
- Soft close suspension drawer(s)

**NOTES**

- K28 Keyboard not available on 71", 65", and 59" units
- Unit not designed for open plan use. Select OPB Option for Open Plan application

[CLICK HERE TO VIEW PRODUCT INDEX](#)

**1 SELECT A STYLE**

DIMENSIONS		STYLE NUMBER	LIST PRICE	STYLE NUMBER	LIST PRICE	STYLE NUMBER	LIST PRICE
W" x D" x H"	WGT	"W" Veneer Top Veneer Chassis		"G" HPL High Pressure Laminate Top Veneer Chassis		"M" TFL Thermally Fused Laminate Top Thermally Fused Laminate Chassis	
<b>Left Pedestal</b>							
94 x 24 x 29	240	CAP9424CA667W	3557	CAP9424CA667G	3557	CAP9424CA667M	2237
88 x 24 x 29	220	CAP8824CA667W	3308	CAP8824CA667G	3308	CAP8824CA667M	2208
71 x 24 x 29	215	CAP7124CA667W	3058	CAP7124CA667G	3058	CAP7124CA667M	1961
65 x 24 x 29	200	CAP6524CA667W	2998	CAP6524CA667G	2998	CAP6524CA667M	1920
59 x 24 x 29	190	CAP5924CA667W	2933	CAP5924CA667G	2933	CAP5924CA667M	1880
<b>Right Pedestal</b>							
94 x 24 x 29	240	CAP9424CA668W	3557	CAP9424CA668G	3557	CAP9424CA668M	2237
88 x 24 x 29	220	CAP8824CA668W	3308	CAP8824CA668G	3308	CAP8824CA668M	2208
71 x 24 x 29	215	CAP7124CA668W	3058	CAP7124CA668G	3058	CAP7124CA668M	1961
65 x 24 x 29	200	CAP6524CA668W	2998	CAP6524CA668G	2998	CAP6524CA668M	1920
59 x 24 x 29	190	CAP5924CA668W	2933	CAP5924CA668G	2933	CAP5924CA668M	1880

**2 SELECT A FINISH**

"W" Veneer	"G" HPL	"M" TFL	Finish
WAC	GAC	-	Amber Cherry
WRC	-	-	Caramel Cherry
WIC	GIC	-	Crimson Cherry
WEC	-	-	Ebony Cherry
WHC	GHC	MHC	Honey Cherry
WOC	GOC	-	Koko Cherry
WSC	-	-	Scotch Cherry
WEW	GEW	-	Executive Walnut
WRW	GRW	-	Gray Luster Walnut
WGW	-	MGW	Gunstock Walnut
WJW	-	-	Judicial Walnut
WNW	GNW	-	Natural Walnut
WTW	GTW	-	Studio Teak Walnut

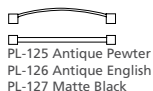
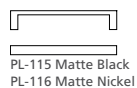
**3 SELECT AN EDGE**

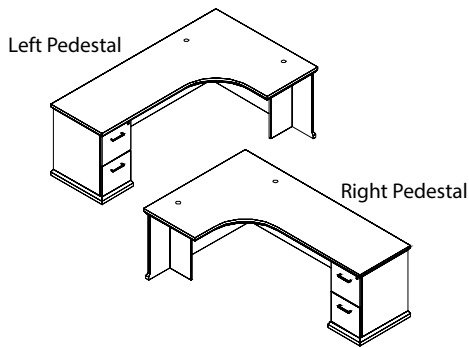


**5 OPTIONS**

- ACCESSORIES**
- K28: Articulating keyboard w/ mouse pad - \$375
- DRAWER**
- P33: Wood Drawer Upgrade - \$40 per drawer
- FLUSH CUT**
- FC-B: Flush Unit Both Sides(Facing) for Ganging - \$95
  - FC-L: Flush Unit Left (Facing) for Ganging - \$95
  - FC-R: Flush Unit Right(Facing) for Ganging - \$95
- GROMMETS (STANDARD LOCATION)**
- Specify Color - \$45 ea.
- Black: TM30-C (Center)
  - Silver: TM31-C (Center)
  - Antique Brass: TM33-C (Center)
- GROMMETS (NON-STANDARD LOCATION)**
- Provide drawing w/ Grommet Location and Specify Color - \$90 ea.
- Black: TM30-NS
  - Silver: TM31-NS
  - Antique Brass: TM33-NS
- MODESTY**
- M34T: "W" "G" Style Drop Door Tech Modesty - \$125
  - M34TM: "M" Style Drop Door Tech Modesty - \$125
  - M51: Open Back Modesty with Wire Mgmt Rail - Deduct \$95
- OPEN PLAN**
- OPB: "W" "G" Style - Modify Unit for Open Plan Application - \$295
  - OPBM: "M" Style - Modify Unit for Open Plan Application - \$195

**4 SELECT HARDWARE**





**FILE/FILE**

**STANDARD FEATURES**

- 2 Standard grommets - matches pull finish or specify black TM30, silver TM31 or antique brass TM33
- Fixed full modesty
- Full extension drawers - locking
- Hookup hardware
- Soft close suspension drawer(s)

OPB Option for Open Plan application

**NOTES**

- Unit not designed for open plan use. Select

[CLICK HERE TO VIEW PRODUCT INDEX](#)

**1 SELECT A STYLE**

DIMENSIONS		STYLE NUMBER	LIST PRICE	STYLE NUMBER	LIST PRICE	STYLE NUMBER	LIST PRICE
W" x D" x H"	WGT	"W" Veneer Veneer Top Veneer Chassis		"G" HPL High Pressure Laminate Top Veneer Chassis		"M" TFL Thermally Fused Laminate Top Thermally Fused Laminate Chassis	
<b>Left Pedestal</b>							
88 x 24/48 x 29	295	CAP8848CA813W	4205	CAP8848CA813G	4205	"M" Option N/A	
78 x 24/48 x 29	275	CAP7848CA813W	3956	CAP7848CA813G	3956	"M" Option N/A	
71 x 24/48 x 29	265	CAP7148CA813W	3830	CAP7148CA813G	3830	"M" Option N/A	
65 x 24/48 x 29	255	CAP6548CA813W	3706	CAP6548CA813G	3706	"M" Option N/A	
<b>Right Pedestal</b>							
88 x 24/48 x 29	295	CAP8848CA814W	4205	CAP8848CA814G	4205	"M" Option N/A	
78 x 24/48 x 29	275	CAP7848CA814W	3956	CAP7848CA814G	3956	"M" Option N/A	
71 x 24/48 x 29	265	CAP7148CA814W	3830	CAP7148CA814G	3830	"M" Option N/A	
65 x 24/48 x 29	255	CAP6548CA814W	3706	CAP6548CA814G	3706	"M" Option N/A	

**2 SELECT A FINISH**

"W" Veneer	"G" HPL	"M" TFL	
WAC	GAC	-	Amber Cherry
WRC	-	-	Caramel Cherry
WIC	GIC	-	Crimson Cherry
WEC	-	-	Ebony Cherry
WHC	GHC	-	Honey Cherry
WOC	GOC	-	Koko Cherry
WSC	-	-	Scotch Cherry
WEW	GEW	-	Executive Walnut
WRW	GRW	-	Gray Luster Walnut
WGW	-	-	Gunstock Walnut
WJW	-	-	Judicial Walnut
WNW	GNW	-	Natural Walnut
WTW	GTW	-	Studio Teak Walnut

**3 SELECT AN EDGE**



**5 OPTIONS**

**DRAWER**

- P6: Modify File/File to Box/Box/File - \$50
- P33: Wood Drawer Upgrade - \$40 per drawer

**FLUSH CUT**

- FC-B: Flush Unit Both Sides(Facing) for Ganging - \$95
- FC-L: Flush Unit Left (Facing) for Ganging - \$95
- FC-R: Flush Unit Right(Facing) for Ganging - \$95

**GROMMETS (NON-STANDARD LOCATION)**

- Provide drawing w/ Grommet Location and Specify Color - \$90 ea.
- Black: TM30-NS
- Silver: TM31-NS
- Antique Brass: TM33-NS

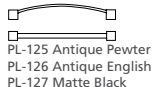
**MODESTY**

- M34T: "W" "G" Style Drop Door Tech Modesty - \$125
- M34TM: "M" Style Drop Door Tech Modesty - \$125
- M51: Open Back Modesty with Wire Mgmt Rail - Deduct \$95

**OPEN PLAN**

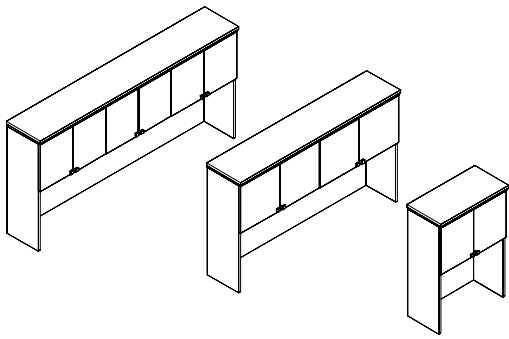
- OPB: "W" "G" Style - Modify Unit for Open Plan Application - \$295
- OPBM: "M" Style - Modify Unit for Open Plan Application - \$195

**4 SELECT HARDWARE**





SINGLE STORAGE OVERHEAD CONSOLE



PANEL DOOR - 6/4/2 DOOR

STANDARD FEATURES

- Finished top
- Interior cabinet depth 12.5"
- Task light cord grommet
- Top shaped on front and sides

NOTES

- Unit has black back panel and is not designed for Open Plan use. Select OPB Option for Open Plan application

[CLICK HERE TO VIEW PRODUCT INDEX](#)

**1** SELECT A STYLE

DIMENSIONS		STYLE NUMBER	LIST PRICE	STYLE NUMBER	LIST PRICE	STYLE NUMBER	LIST PRICE
W" x D" x H"	WGT	"W" Veneer Top Veneer Chassis		"G" High Pressure Laminate Top Veneer Chassis		"M" Thermally Fused Laminate Top Thermally Fused Laminate Chassis	
<b>6 Door</b>							
94 x 15 x 43	315	CAP9443OH325W	3543	"G" Option N/A		CAP9443OH325M	2281
88 x 15 x 43	285	CAP8843OH325W	3187	"G" Option N/A		CAP8843OH325M	2153
<b>4 Door</b>							
84 x 15 x 43	275	CAP8443OH325W	3066	"G" Option N/A		CAP8443OH325M	1778
77 x 15 x 43	255	CAP7743OH325W	2947	"G" Option N/A		CAP7743OH325M	1704
71 x 15 x 43	240	CAP7143OH325W	2708	"G" Option N/A		CAP7143OH325M	1470
65 x 15 x 43	225	CAP6543OH325W	2646	"G" Option N/A		CAP6543OH325M	1399
59 x 15 x 43	210	CAP5943OH325W	2589	"G" Option N/A		CAP5943OH325M	1336
48 x 15 x 43	105	CAP4843OH325W	2533	"G" Option N/A		CAP4843OH325M	1200
<b>2 Door</b>							
36 x 15 x 43	120	CAP3643OH325W	1641	"G" Option N/A		CAP3643OH325M	783
30 x 15 x 43	105	CAP3043OH325W	1618	"G" Option N/A		CAP3043OH325M	734

**2** SELECT A FINISH

"W" Veneer	"G" HPL	"M" TFL	Finish
WAC	-	-	Amber Cherry
WRC	-	-	Caramel Cherry
WIC	-	-	Crimson Cherry
WEC	-	-	Ebony Cherry
WHC	-	MHC	Honey Cherry
WOC	-	-	Koko Cherry
WSC	-	-	Scotch Cherry
WEW	-	-	Executive Walnut
WRW	GRW	-	Gray Luster Walnut
WGW	-	MGW	Gunstock Walnut
WJW	-	-	Judicial Walnut
WNW	-	-	Natural Walnut
WTW	GTW	-	Studio Teak Walnut

**3** SELECT AN EDGE



**4** SELECT HARDWARE



DK-125 Antique Pewter  
DK-126 Antique English  
DK-127 Matte Black



DK-128 Antique Pewter

**5** OPTIONS

DOOR

- D2: Door Lock - \$95 per Door Set
- D6: Delete Doors - n/c
- D9SC: Soft Close Door Hinges - \$15 per Door

FLUSH CUT

- FC-B: Flush Unit Both Sides(Facing) for Ganging - \$95
- FC-L: Flush Unit Left (Facing) for Ganging - \$95
- FC-R: Flush Unit Right(Facing) for Ganging - \$95

GROMMETS (VERTICAL SURFACE)

- Standard Location - \$45 ea.
- Black Plastic Vertical Surface: TM50-C (Bottom Center)
- Non-Standard Location - \$90 ea.
- Black Plastic Vertical Surface: TM50-NS

TASK LIGHT

- LT-LED24: 24" LED Tasklight - \$90
- LT-LED48: 48" LED Tasklight - \$165
- LT-LED60: 60" LED Tasklight - \$180
- LC22: 20" LT-LED Tasklight Linking Cable - \$20

OPEN PLAN

- OPB: "W" "G" Style - Modify Unit for Open Plan Application - \$395
- OPBM: "M" Style - Modify Unit for Open Plan Application - \$195

SINGLE STORAGE OVERHEAD CONSOLE

WOOD FRAME DOOR WITH CLEAR GLASS INSERTS

STANDARD FEATURES

- Finished top
- Interior cabinet depth 12.5"
- Task light cord grommet
- Top shaped on front and sides

NOTES

- Unit has black back panel and is not designed for Open Plan use. Select OPB Option for Open Plan application

[CLICK HERE TO VIEW PRODUCT INDEX](#)

**1 SELECT A STYLE**

DIMENSIONS		STYLE NUMBER	LIST PRICE	STYLE NUMBER	LIST PRICE	STYLE NUMBER	LIST PRICE
W" x D" x H"	WGT	"W" Veneer Top Veneer Chassis		"G" High Pressure Laminate Top Veneer Chassis		"M" Thermally Fused Laminate Top Thermally Fused Laminate Chassis	
<b>6 Door</b>							
94 x 15 x 43	315	CAP9443OH323W	4139	"G" Option N/A		CAP9443OH323M	2659
88 x 15 x 43	285	CAP8843OH323W	3782	"G" Option N/A		CAP8843OH323M	2531
<b>4 Door</b>							
71 x 15 x 43	240	CAP7143OH323W	3066	"G" Option N/A		CAP7143OH323M	1722
65 x 15 x 43	225	CAP6543OH323W	3009	"G" Option N/A		CAP6543OH323M	1651
59 x 15 x 43	210	CAP5943OH323W	2947	"G" Option N/A		CAP5943OH323M	1588
<b>2 Door</b>							
36 x 15 x 43	120	CAP3643OH323W	1761	"G" Option N/A		CAP3643OH323M	909
30 x 15 x 43	105	CAP3043OH323W	1738	"G" Option N/A		CAP3043OH323M	860

**2 SELECT A FINISH**

"W" Veneer	"G" HPL	"M" TFL	Finish
WAC	-	-	Amber Cherry
WRC	-	-	Caramel Cherry
WIC	-	-	Crimson Cherry
WEC	-	-	Ebony Cherry
WHC	-	MHC	Honey Cherry
WOC	-	-	Koko Cherry
WSC	-	-	Scotch Cherry
WEW	-	-	Executive Walnut
WRW	GRW	-	Gray Luster Walnut
WGW	-	MGW	Gunstock Walnut
WJW	-	-	Judicial Walnut
WNW	-	-	Natural Walnut
WTW	GTW	-	Studio Teak Walnut

**3 SELECT AN EDGE**



**4 SELECT HARDWARE**



DK-125 Antiqu Pewter  
DK-126 Antiqu English  
DK-127 Matte Black



DK-128 Antiqu Pewter

**5 OPTIONS**

DOOR

- D2: Door Lock - \$95 per Door Set
- D9SC: Soft Close Door Hinges - \$15 per Door

FLUSH CUT

- FC-B: Flush Unit Both Sides(Facing) for Ganging - \$95
- FC-L: Flush Unit Left (Facing) for Ganging - \$95
- FC-R: Flush Unit Right(Facing) for Ganging - \$95

GROMMETS (VERTICAL SURFACE)

- Standard Location - \$45 ea.
- Black Plastic Vertical Surface: TM50-C (Bottom Center)
- Non-Standard Location - \$90 ea.
- Black Plastic Vertical Surface: TM50-NS

INTERIOR CABINET LIGHTING

- LEDPK starter kit includes Infeed, 1 Puck Interior Light and the ability to daisy chain up to 6 total Puck Lights
- LEDPK: LED Puck Starter Kit - \$295
- PK: 1 LED Interior Light - \$125

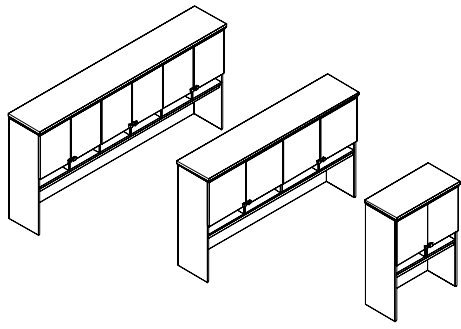
TASK LIGHT

- LT-LED24: 24" LED Tasklight - \$90
- LT-LED48: 48" LED Tasklight - \$165
- LT-LED60: 60" LED Tasklight - \$180
- LC22: 20" LT-LED Tasklight Linking Cable - \$20

OPEN PLAN

- OPB: "W" "G" Style - Modify Unit for Open Plan Application - \$395
- OPBM: "M" Style - Modify Unit for Open Plan Application - \$195

**SINGLE STORAGE OVERHEAD CONSOLE**



**PANEL DOOR WITH OPEN ORGANIZER SHELVES - 6/4/2 DOOR**

**STANDARD FEATURES**

- Finished top
- Interior cabinet depth 12.5"
- Organizer Shelves w/ wood partition
- Task light cord grommet
- Top shaped on front and sides

**NOTES**

- Unit has black back panel and is not designed for Open Plan use. Select OPB Option for Open Plan application

[CLICK HERE TO VIEW PRODUCT INDEX](#)

**1 SELECT A STYLE**

DIMENSIONS		STYLE NUMBER	LIST PRICE	STYLE NUMBER	LIST PRICE	STYLE NUMBER	LIST PRICE
"W" x "D" x "H"	WGT	"W" Veneer Top Veneer Chassis		"G" HPL High Pressure Laminate Top Veneer Chassis		"M" TFL Thermally Fused Laminate Top Thermally Fused Laminate Chassis	
<b>6 Door</b>							
94 x 15 x 43	315	CAP9443OH326W	4020	"G" Option N/A		"M" Option N/A	
88 x 15 x 43	285	CAP8843OH326W	3662	"G" Option N/A		"M" Option N/A	
<b>4 Door</b>							
84 x 15 x 43	255	CAP8443OH326W	3424	"G" Option N/A		"M" Option N/A	
77 x 15 x 43	255	CAP7743OH326W	3305	"G" Option N/A		"M" Option N/A	
71 x 15 x 43	240	CAP7143OH326W	3066	"G" Option N/A		"M" Option N/A	
65 x 15 x 43	225	CAP6543OH326W	2688	"G" Option N/A		"M" Option N/A	
59 x 15 x 43	210	CAP5943OH326W	2947	"G" Option N/A		"M" Option N/A	
48 x 15 x 43	190	CAP4843OH326W	2890	"G" Option N/A		"M" Option N/A	
<b>2 Door</b>							
36 x 15 x 43	120	CAP3643OH326W	1880	"G" Option N/A		"M" Option N/A	
30 x 15 x 43	105	CAP3043OH326W	1857	"G" Option N/A		"M" Option N/A	

**2 SELECT A FINISH**

"W" Veneer	"G" HPL	"M" TFL	Finish
WAC	-	-	Amber Cherry
WRC	-	-	Caramel Cherry
WIC	-	-	Crimson Cherry
WEC	-	-	Ebony Cherry
WHC	-	-	Honey Cherry
WOC	-	-	Koko Cherry
WSC	-	-	Scotch Cherry
WEW	-	-	Executive Walnut
WRW	GRW	-	Gray Luster Walnut
WGW	-	-	Gunstock Walnut
WJW	-	-	Judicial Walnut
WNW	-	-	Natural Walnut
WTW	GTW	-	Studio Teak Walnut

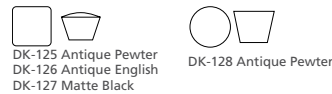
**3 SELECT AN EDGE**



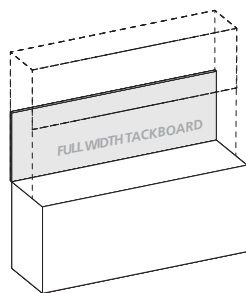
**5 OPTIONS**

- DOOR**
- D2: Door Lock - \$95 per Door Set
  - D6: Delete Doors - n/c
  - D9SC: Soft Close Door Hinges - \$15 per Door
- FLUSH CUT**
- FC-B: Flush Unit Both Sides(Facing) for Ganging - \$95
  - FC-L: Flush Unit Left (Facing) for Ganging - \$95
  - FC-R: Flush Unit Right(Facing) for Ganging - \$95
- GROMMETS (VERTICAL SURFACE)**
- Standard Location - \$45 ea.
  - Black Plastic Vertical Surface: TM50-C (Bottom Center)
  - Non-Standard Location - \$90 ea.
  - Black Plastic Vertical Surface: TM50-NS
- TASK LIGHT**
- LT-LED24: 24" LED Tasklight - \$90
  - LT-LED48: 48" LED Tasklight - \$165
  - LT-LED60: 60" LED Tasklight - \$180
  - LC22: 20" LT-LED Tasklight Linking Cable - \$20

**4 SELECT HARDWARE**



- OPEN PLAN**
- OPB: "W" "G" Style - Modify Unit for Open Plan Application - \$395
  - OPBM: "M" Style - Modify Unit for Open Plan Application - \$195



**FULL WIDTH TACKBOARDS**

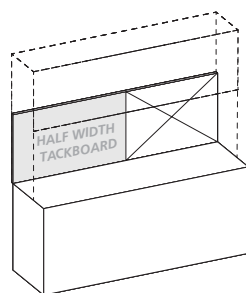
**STANDARD FEATURES**

- Constructed of .5" thick fiberboard
- Fabric is precisely aligned and fitted to the tackboard
- Adhered to the rigid hardboard with staples

**NOTES**

- Fabric Tack Panels are raised 3" from bottom edge when TM50 grommet is ordered.

PRODUCT WIDTH	PANEL DIMENSION	SKU	COM	1	2	3	4	5	6	7	8	9	10	11/L1	12	13/L2
94	91 x .5 x 21	FTOC9121	364	465	516	567	618	669	720	771	822	873	924	975	1,026	1,128
88	85 x .5 x 21	FTOC8521	344	435	483	531	579	627	675	723	771	819	867	915	963	1,059
84	81 x .5 x 21	FTOC8121	323	415	461	507	553	599	645	691	737	783	829	875	921	1,013
77	74 x .5 x 21	FTOC7421	297	380	423	466	509	552	595	638	681	724	767	810	853	939
71	68 x .5 x 21	FTOC6821	271	350	390	430	470	510	550	590	630	670	710	750	790	870
65	62 x .5 x 21	FTOC6221	246	320	356	392	428	464	500	536	572	608	644	680	716	788
59	56 x .5 x 21	FTOC5621	225	290	322	354	386	418	450	482	514	546	578	610	642	706
48	45 x .5 x 21	FTOC4521	180	235	262	289	316	343	370	397	424	451	478	505	532	586
36	33 x .5 x 21	FTOC3321	136	175	195	215	235	255	275	295	315	335	355	375	395	435
30	27 x .5 x 21	FTOC2721	108	145	162	179	196	213	230	247	264	281	298	315	332	366



OVERHEAD TACKBOARD

**HALF WIDTH TACKBOARDS**

**STANDARD FEATURES**

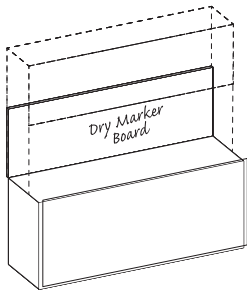
- Constructed of .5" thick fiberboard
- Fabric is precisely aligned and fitted to the tackboard
- Adhered to the rigid hardboard with staples

**NOTES**

- Half width tackboards can be specified and combined with Marker Board, Slat Wall and Glass Board options. See "Half Width" items under product width.
- Must specify Right or left facing tackboard
- Fabric Tack Panels are raised 3" from bottom edge when TM50 grommet is ordered.

PRODUCT WIDTH	PANEL DIMENSION	SKU	COM	1	2	3	4	5	6	7	8	9	10	11/L1	12	13/L2
94 Half Width	45.5 x .5 x 21	FTOC4521	182	233	258	284	309	335	360	386	411	437	462	488	513	564
88 Half Width	42.5 x .5 x 21	FTOC4221	172	218	242	266	290	314	338	362	386	410	434	458	482	530
84 Half Width	40.5 x .5 x 21	FTOC4021	162	208	231	254	277	300	323	346	369	392	415	438	461	507
77 Half Width	37 x .5 x 21	FTOC3721	149	190	212	233	255	276	298	319	341	362	384	405	427	470
71 Half Width	34 x .5 x 21	FTOC3421	136	175	195	215	235	255	275	295	315	335	355	375	395	435
65 Half Width	31 x .5 x 21	FTOC3121	123	160	178	196	214	232	250	268	286	304	322	340	358	394

**OVERHEAD DRY MARKER BOARD**

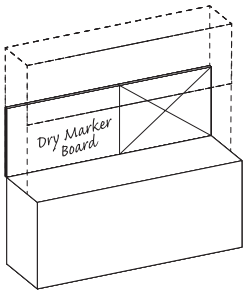


**FULL WIDTH DRY MARKER BOARD**

**STANDARD FEATURES**

- Dry marker panel has edge trim molding
- Standard magnetic surface

PRODUCT WIDTH	PANEL DIMENSION	SKU	LIST
94	91 x .5 x 21	DMOC9121	1092
88	85 x .5 x 21	DMOC8521	1020
84	81 x .5 x 21	DMOC8121	972
77	74 x .5 x 21	DMOC7421	888
71	68 x .5 x 21	DMOC6821	816
65	62 x .5 x 21	DMOC6221	744
59	56 x .5 x 21	DMOC5621	672
48	45 x .5 x 21	DMOC4521	564
36	33 x .5 x 21	DMOC3321	420
30	27 x .5 x 21	DMOC2721	324



**OVERHEAD DRY MARKER BOARD**

**HALF WIDTH DRY MARKER BOARD**

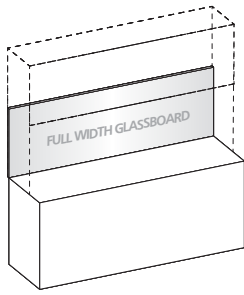
**STANDARD FEATURES**

- Dry marker panel has edge trim molding
- Standard magnetic surface

**Notes**

- Half width dry marker boards can be specified and combined with a Tackboard, Veneer Panel, Slat Wall or Glass Board. See "Half Width" items under product width.
- Must specify Right or left facing dry marker board

PRODUCT WIDTH	PANEL DIMENSION	SKU	LIST
94 Half Width	45.5 x .5 x 21	DMOC4521	534
88 Half Width	42.5 x .5 x 21	DMOC4221	498
84 Half Width	40.5 x .5 x 21	DMOC4021	474
77 Half Width	37 x .5 x 21	DMOC3721	432
71 Half Width	34 x .5 x 21	DMOC3421	420
65 Half Width	31 x .5 x 21	DMOC3121	360

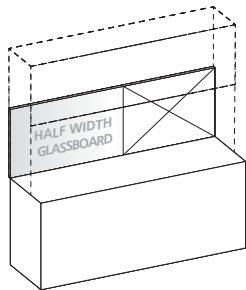


**FULL WIDTH GLASSBOARD**

**STANDARD FEATURES**

- 4 mm tempered glass
- Use glass cleaner or alcohol to clean
- Standard dry erase markers may be used
- Earth magnets are required to hold items securely in place
- Hung with Z-Strip mounting system

PRODUCT WIDTH	PANEL DIMENSION	SKU	LIST
94	91 x .5 x 21	GBOC9121	2290
88	85 x .5 x 21	GBOC8521	2150
84	81 x .5 x 21	GBOC8121	2056
77	74 x .5 x 21	GBOC7421	1893
71	68 x .5 x 21	GBOC6821	1752
65	62 x .5 x 21	GBOC6221	1612
59	56 x .5 x 21	GBOC5621	1472
48	45 x .5 x 21	GBOC4521	1215
36	33 x .5 x 21	GBOC3321	935
30	27 x .5 x 21	GBOC2721	794



OVERHEAD GLASSBOARD

**HALF WIDTH GLASSBOARD**

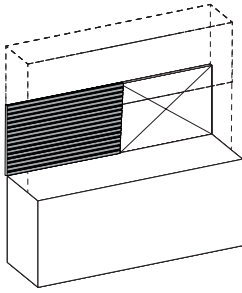
**STANDARD FEATURES**

- 4 mm tempered glass
- Use glass cleaner or alcohol to clean
- Standard dry erase markers may be used
- Earth magnets are required to hold items securely in place
- Hung with Z-Strip mounting system

**Notes**

- Half width glassboards can be specified and combined with a Tackboard, Veneer panel, Marker Board or Slat Wall. See "Half Width" items under product width.
- Must specify Right or left facing glassboard

PRODUCT WIDTH	PANEL DIMENSION	SKU	LIST
94 Half Width	45.5 x .5 x 21	GBOC4521	1203
88 Half Width	42.5 x .5 x 21	GBOC4221	1133
84 Half Width	40.5 x .5 x 21	GBOC4021	1086
77 Half Width	37 x .5 x 21	GBOC3721	947
71 Half Width	34 x .5 x 21	GBOC3421	935
65 Half Width	31 x .5 x 21	GBOC3121	864



**HALF WIDTH SLAT WALL**

**STANDARD FEATURES**

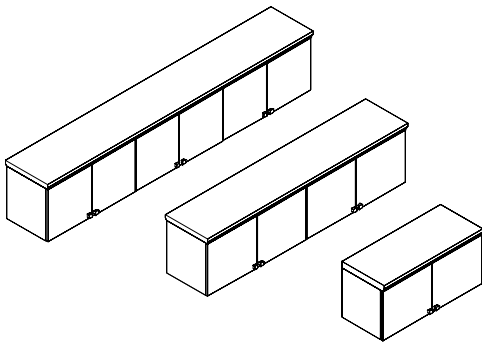
- Available in silver or black
- For use on 42"/43" height consoles
- Specify Left or Right Position

**Notes**

- Half width slat walls can be specified and combined with a Tackboard, Veneer panel, Marker Board or Glassboard. See "Half Width" items under product width.
- Must specify Right or left facing slat wall

PRODUCT WIDTH	PANEL DIMENSION	SKU	LIST
94 Half Width	45.5 x .5 x 21	SWOC4521	445
88 Half Width	42.5 x .5 x 21	SWOC4221	415
84 Half Width	40.5 x .5 x 21	SWOC4021	395
77 Half Width	37 x .5 x 21	SWOC3721	360
71 Half Width	34 x .5 x 21	SWOC3421	330
65 Half Width	31 x .5 x 21	SWOC3121	300

SINGLE HEIGHT WALL HUNG OVERHEADS



PANEL DOORS - 6/4/2 DOOR

STANDARD FEATURES

- Doors are a matched set
- Finished top
- Interior cabinet depth 12.5"
- Mounting rail included
- Tasklight concealment apron rail
- Top shaped on front only
- Veneer interior "W" Option only

[CLICK HERE TO VIEW PRODUCT INDEX](#)

**1 SELECT A STYLE**

DIMENSIONS		STYLE NUMBER		LIST PRICE	STYLE NUMBER		LIST PRICE	STYLE NUMBER		LIST PRICE
W" x D" x H"	WGT	"W" Veneer	Veneer Top Veneer Chassis		"G" HPL	High Pressure Laminate Top Veneer Chassis		"M" TFL	Thermally Fused Laminate Top Thermally Fused Laminate Chassis	
<b>6 Door</b>										
93 x 15 x 19	240	CAP9319WH330W		3633	"G" Option N/A			CAP9319WH330M		2257
87 x 15 x 19	225	CAP8719WH330W		3457	"G" Option N/A			CAP8719WH330M		2132
<b>4 Door</b>										
83 x 15 x 19	210	CAP8319WH330W		3003	"G" Option N/A			CAP8319WH330M		1719
76 x 15 x 19	195	CAP7619WH330W		2855	"G" Option N/A			CAP7619WH330M		1594
70 x 15 x 19	180	CAP7019WH330W		2708	"G" Option N/A			CAP7019WH330M		1469
64 x 15 x 19	160	CAP6419WH330W		2509	"G" Option N/A			CAP6419WH330M		1417
58 x 15 x 19	135	CAP5819WH330W		2259	"G" Option N/A			CAP5819WH330M		1362
47 x 15 x 19	125	CAP4719WH330W		1969	"G" Option N/A			CAP4719WH330M		1273
<b>2 Door</b>										
35 x 15 x 19	75	CAP3519WH330W		1470	"G" Option N/A			CAP3519WH330M		911
29 x 15 x 19	65	CAP2919WH330W		1431	"G" Option N/A			CAP2919WH330M		869
23 x 15 x 19	55	CAP2319WH330W		1396	"G" Option N/A			CAP2319WH330M		820

**2 SELECT A FINISH**

"W" Veneer	"G" HPL	"M" TFL	
WAC	-	-	Amber Cherry
WRC	-	-	Caramel Cherry
WIC	-	-	Crimson Cherry
WEC	-	-	Ebony Cherry
WHC	-	MHC	Honey Cherry
WOC	-	-	Koko Cherry
WSC	-	-	Scotch Cherry
WEW	-	-	Executive Walnut
WRW	GRW	-	Gray Luster Walnut
WGW	-	MGW	Gunstock Walnut
WJW	-	-	Judicial Walnut
WNW	-	-	Natural Walnut
WTW	GTW	-	Studio Teak Walnut

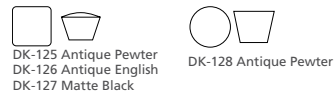
**3 SELECT AN EDGE**



**5 OPTIONS**

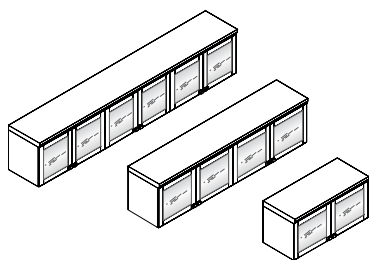
- DOOR**
- D2: Door Lock - \$95 per Door Set
  - D6: Delete Doors - n/c
  - D9SC: Soft Close Door Hinges - \$15 per Door
- TASK LIGHT**
- LT-LED24: 24" LED Tasklight - \$90
  - LT-LED48: 48" LED Tasklight - \$165
  - LT-LED60: 60" LED Tasklight - \$180
  - LC22: 20" LT-LED Tasklight Linking Cable - \$20
  - WAR-D: Delete Tasklight Concealment Apron Rail - Deduct \$175

**4 SELECT HARDWARE**





SINGLE HEIGHT WALL HUNG OVERHEADS



WOOD FRAME DOOR/CLEAR GLASS INSERT - 6/4/2 DOOR

STANDARD FEATURES

- Finished top
- Interior cabinet depth 12.5"
- Mounting rail included
- Tasklight concealment apron rail
- Top shaped on front only
- Veneer interior "W" Option

[CLICK HERE TO VIEW PRODUCT INDEX](#)

**1** SELECT A STYLE

DIMENSIONS		STYLE NUMBER	LIST PRICE	STYLE NUMBER	LIST PRICE	STYLE NUMBER	LIST PRICE
W" x D" x H"	WGT	"W" Veneer Veneer Top Veneer Chassis		"G" HPL High Pressure Laminate Top Veneer Chassis		"M" TFL Thermally Fused Laminate Top Thermally Fused Laminate Chassis	
<b>6 Door</b>							
93 x 15 x 19	240	CAP9319WH329W	4349	"G" Option N/A		CAP9319WH329M	2635
87 x 15 x 19	225	CAP8719WH329W	4172	"G" Option N/A		CAP8719WH329M	2510
<b>4 Door</b>							
70 x 15 x 19	180	CAP7019WH329W	3184	"G" Option N/A		CAP7019WH329M	1721
64 x 15 x 19	160	CAP6419WH329W	2986	"G" Option N/A		CAP6419WH329M	1669
58 x 15 x 19	135	CAP5819WH329W	2736	"G" Option N/A		CAP5819WH329M	1614
47 x 15 x 19	125	CAP4719WH329W	2446	"G" Option N/A		CAP4719WH329M	1443
<b>2 Door</b>							
35 x 15 x 19	75	CAP3519WH329W	1709	"G" Option N/A		CAP3519WH329M	1037
29 x 15 x 19	65	CAP2919WH329W	1668	"G" Option N/A		CAP2919WH329M	989
23 x 15 x 19	55	CAP2319WH329W	1633	"G" Option N/A		CAP2319WH329M	941

**2** SELECT A FINISH

"W" Veneer	"G" HPL	"M" TFL	Finish
WAC	-	-	Amber Cherry
WRC	-	-	Caramel Cherry
WIC	-	-	Crimson Cherry
WEC	-	-	Ebony Cherry
WHC	-	MHC	Honey Cherry
WOC	-	-	Koko Cherry
WSC	-	-	Scotch Cherry
WEW	-	-	Executive Walnut
WRW	GRW	-	Gray Luster Walnut
WGW	-	MGW	Gunstock Walnut
WJW	-	-	Judicial Walnut
WNW	-	-	Natural Walnut
WTW	GTW	-	Studio Teak Walnut

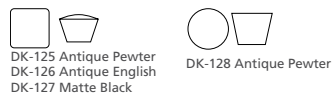
**3** SELECT AN EDGE



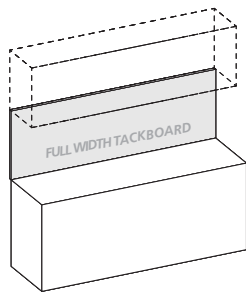
**5** OPTIONS

- DOOR**
- D2: Door Lock - \$95 per Door Set
  - D9SC: Soft Close Door Hinges - \$15 per Door
  - D35: Replace glass panel insert with veneer panel insert - \$30 per door
- INTERIOR CABINET LIGHTING**
- LEDPK starter kit includes Infeed, 1 Puck Interior Light and the ability to daisy chain up to 6 total Puck Lights
- LEDPK: LED Puck Starter Kit - \$295
  - PK: 1 LED Interior Light - \$125
- TASK LIGHT**
- LT-LED24: 24" LED Tasklight - \$90
  - LT-LED48: 48" LED Tasklight - \$165
  - LT-LED60: 60" LED Tasklight - \$180
  - LC22: 20" LT-LED Tasklight Linking Cable - \$20
  - WAR-D: Delete Tasklight Concealment Apron Rail - Deduct \$175

**4** SELECT HARDWARE



**WALL HUNG TACKBOARD**

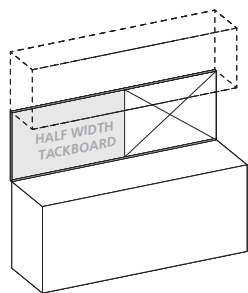


**FULL WIDTH TACKBOARDS**

**STANDARD FEATURES**

- Constructed of .875" thick fiberboard
- Fabric is precisely aligned and fitted to the tackboard
- Adhered to the rigid hardboard with staples

PRODUCT WIDTH	PANEL DIMENSION	SKU	COM	1	2	3	4	5	6	7	8	9	10	11/L1	12	13/L2
93	93 x .75 x 24	FTWH9324	447	558	609	660	711	762	813	864	915	966	1,017	1,068	1,119	1,221
87	87 x .75 x 24	FTWH8724	431	522	570	618	666	714	762	810	858	906	954	1,002	1,050	1,146
83	83 x .75 x 24	FTWH8324	406	498	544	590	636	682	728	774	820	866	912	958	1,004	1,096
76	76 x .75 x 24	FTWH7624	373	456	499	542	585	628	671	714	757	800	843	886	929	1,015
70	70 x .75 x 24	FTWH7024	341	420	460	500	540	580	620	660	700	740	780	820	860	940
64	64 x .75 x 24	FTWH6424	310	384	420	456	492	528	564	600	636	672	708	744	780	852
58	58 x .75 x 24	FTWH5824	283	348	380	412	444	476	508	540	572	604	636	668	700	764
47	47 x .75 x 24	FTWH4724	227	282	309	336	363	390	417	444	471	498	525	552	579	633
35	35 x .75 x 24	FTWH3524	169	210	230	250	270	290	310	330	350	370	390	410	430	470
29	29 x .75 x 24	FTWH2924	137	174	191	208	225	242	259	276	293	310	327	344	361	395



**WALL HUNG TACKBOARD**

**HALF WIDTH TACKBOARDS**

**STANDARD FEATURES**

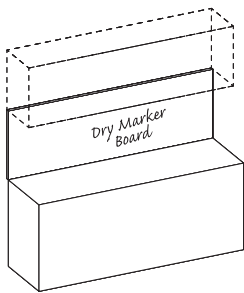
- Constructed of .875" thick fiberboard
- Fabric is precisely aligned and fitted to the tackboard
- Adhered to the rigid hardboard with staples

**Notes**

- Half width tackboards can be specified and combined with a Veneer Panel, Marker Board, Slat Wall or Glass Board. See "Half Width" items under product width.
- Must specify Right or left facing tackboard

PRODUCT WIDTH	PANEL DIMENSION	SKU	COM	1	2	3	4	5	6	7	8	9	10	11/L1	12	13/L2
93 Half Width	46.5 x .75 x 24	FTWH4624	224	279	305	330	356	381	407	432	458	483	509	534	560	611
87 Half Width	43.5 x .75 x 24	FTWH4324	216	261	285	309	333	357	381	405	429	453	477	501	525	573
83 Half Width	41.5 x .75 x 24	FTWH4124	203	249	272	295	318	341	364	387	410	433	456	479	502	548
76 Half Width	38 x .75 x 24	FTWH3824	187	228	250	271	293	314	336	357	379	400	422	443	465	508
70 Half Width	35 x .75 x 24	FTWH3524	171	210	230	250	270	290	310	330	350	370	390	410	430	470
64 Half Width	32 x .75 x 24	FTWH3224	155	192	210	228	246	264	282	300	318	336	354	372	390	426

**WALL HUNG DRY MARKER BOARD**

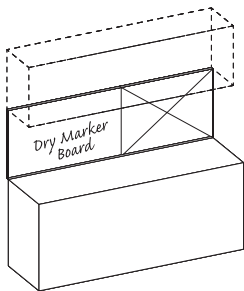


**FULL WIDTH DRY MARKER BOARD**

**STANDARD FEATURES**

- Dry marker panel has edge trim molding
- Standard magnetic surface

PRODUCT WIDTH	PANEL DIMENSION	SKU	LIST
93	93 x .75 x 24	DMWH9324	1116
87	87 x .75 x 24	DMWH8724	1044
83	83 x .75 x 24	DMWH8324	984
76	76 x .75 x 24	DMWH7624	912
70	70 x .75 x 24	DMWH7024	840
64	64 x .75 x 24	DMWH6424	768
58	58 x .75 x 24	DMWH5824	696
47	47 x .75 x 24	DMWH4724	564
35	35 x .75 x 24	DMWH3524	420
29	29 x .75 x 24	DMWH2924	348



**WALL HUNG DRY MARKER BOARD**

**HALF WIDTH DRY MARKER BOARD**

**STANDARD FEATURES**

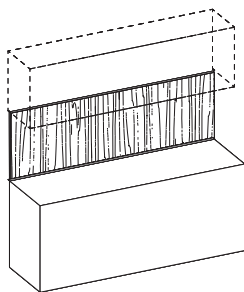
- Dry marker panel has edge trim molding
- Standard magnetic surface

**Notes**

- Half width dry marker boards can be specified and combined with a Tackboard, Veneer Panel, Slat Wall or Glass Board. See "Half Width" items under product width.
- Must specify Right or left facing dry marker board

PRODUCT WIDTH	PANEL DIMENSION	SKU	LIST
93 Half Width	46.5 x .75 x 24	DMWH4624	558
87 Half Width	43.5 x .75 x 24	DMWH4324	522
83 Half Width	41.5 x .75 x 24	DMWH4124	498
76 Half Width	38 x .75 x 24	DMWH3824	456
70 Half Width	35 x .75 x 24	DMWH3524	420
64 Half Width	32 x .75 x 24	DMWH3224	384

**WALL HUNG VENEER PANEL**

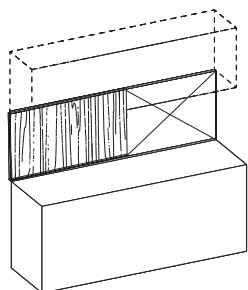


**FULL WIDTH VENEER PANEL**

**STANDARD FEATURES**

- Can be used with or without overhead cabinet.
- Required for other accessory panels.
- Veneer edges.
- Vertical wire channels on back for task light cords.
- Steel mounting wall channel is recessed for flush mounting.

PRODUCT WIDTH	PANEL DIMENSION	SKU	LIST
93	93 x .75 x 24	VPWH9324	930
87	87 x .75 x 24	VPWH8724	870
83	83 x .75 x 24	VPWH8324	820
76	76 x .75 x 24	VPWH7624	760
70	70 x .75 x 24	VPWH7024	700
64	64 x .75 x 24	VPWH6424	640
58	58 x .75 x 24	VPWH5824	580
47	47 x .75 x 24	VPWH4724	470
35	35 x .75 x 24	VPWH3524	350
29	29 x .75 x 24	VPWH2924	290



**WALL HUNG VENEER PANEL**

**HALF WIDTH VENEER PANEL**

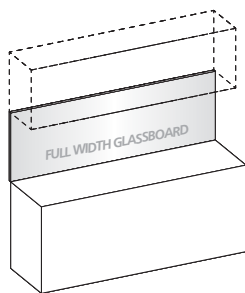
**STANDARD FEATURES**

- Can be used with or without overhead cabinet.
- Required for other accessory panels.
- Veneer edges.
- Vertical wire channels on back for task light cords.
- Steel mounting wall channel is recessed for flush mounting.

**Notes**

- Half width veneer panels can be specified and combined with a Tackboard, Marker Board, Slat Wall or Glass Board. See "Half Width" items under product width.
- Must specify Right or left facing veneer panel

PRODUCT WIDTH	PANEL DIMENSION	SKU	LIST
93 Half Width	46.5 x .75 x 24	VPWH4624	465
87 Half Width	43.5 x .75 x 24	VPWH4324	435
83 Half Width	41.5 x .75 x 24	VPWH4124	415
76 Half Width	38 x .75 x 24	VPWH3824	380
70 Half Width	35 x .75 x 24	VPWH3524	350
64 Half Width	32 x .75 x 24	VPWH3224	320

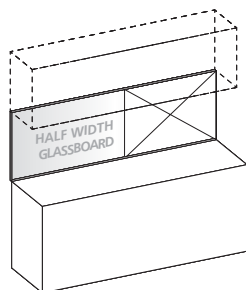


**FULL WIDTH TACKBOARDS**

**STANDARD FEATURES**

- 4 mm tempered glass
- Use glass cleaner or alcohol to clean
- Standard dry erase markers may be used
- Earth magnets are required to hold items securely in place
- Hung with Z-Strip mounting system

PRODUCT WIDTH	PANEL DIMENSION	SKU	LIST
93	93 x .75 x 24	GBWH9324	2647
87	87 x .75 x 24	GBWH8724	2487
83	83 x .75 x 24	GBWH8324	2380
76	76 x .75 x 24	GBWH7624	2193
70	70 x .75 x 24	GBWH7024	2033
64	64 x .75 x 24	GBWH6424	1873
58	58 x .75 x 24	GBWH5824	1712
47	47 x .75 x 24	GBWH4724	1419
35	35 x .75 x 24	GBWH3524	1098
29	29 x .75 x 24	GBWH2924	938



WALL HUNG GLASSBOARD

**HALF WIDTH TACKBOARDS**

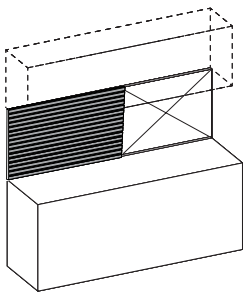
**STANDARD FEATURES**

- 4 mm tempered glass
- Use glass cleaner or alcohol to clean
- Standard dry erase markers may be used
- Earth magnets are required to hold items securely in place
- Hung with Z-Strip mounting system

**Notes**

- Half width glassboards can be specified and combined with a Tackboard, Veneer panel, Marker Board or Slat Wall. See "Half Width" items under product width.
- Must specify Right or left facing glassboard

PRODUCT WIDTH	PANEL DIMENSION	SKU	LIST
93 Half Width	46.5 x .75 x 24	GBWH4624	1405
87 Half Width	43.5 x .75 x 24	GBWH4324	1325
83 Half Width	41.5 x .75 x 24	GBWH4124	1272
76 Half Width	38 x .75 x 24	GBWH3824	1185
70 Half Width	35 x .75 x 24	GBWH3524	1098
64 Half Width	32 x .75 x 24	GBWH3224	1018



**HALF WIDTH SLAT WALL**

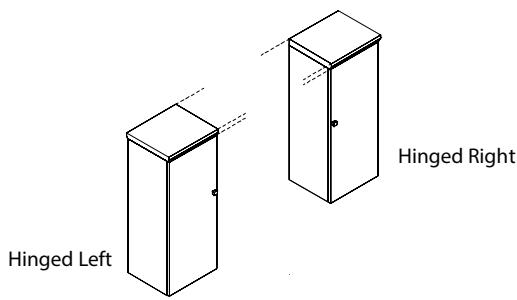
**STANDARD FEATURES**

- Available in silver or black
- For use on 42"/43" height consoles

**Notes**

- Half width slat walls can be specified and combined with a Tackboard, Veneer panel, Marker Board or Glassboard. See "Half Width" items under product width.
- Must specify Right or left facing slat wall

PRODUCT WIDTH	PANEL DIMENSION	SKU	LIST
93 Half Width	46.5 x .75 x 24	SWWH4624	465
87 Half Width	43.5 x .75 x 24	SWWH4324	435
83 Half Width	41.5 x .75 x 24	SWWH4124	415
76 Half Width	38 x .75 x 24	SWWH3824	380
70 Half Width	35 x .75 x 24	SWWH3524	350
64 Half Width	32 x .75 x 24	SWWH3224	320



**PANEL DOOR - FULL STORAGE**

**STANDARD FEATURES**

- 2 adjustable wood shelves
- Finished top
- Interior shelf depth 12"
- Top shaped on front only

**NOTES**

- Unit has black back panel and is not designed for Open Plan use. Select OPB Option for Open Plan application

[CLICK HERE TO VIEW PRODUCT INDEX](#)

**1 SELECT A STYLE**

DIMENSIONS		STYLE NUMBER	LIST PRICE	STYLE NUMBER	LIST PRICE	STYLE NUMBER	LIST PRICE
W" x D" x H"	WGT	"W" Veneer Top Veneer Chassis		"G" High Pressure Laminate Top Veneer Chassis		"M" Thermally Fused Laminate Top Thermally Fused Laminate Chassis	
<b>Hinged Left</b>							
17.5" x 15 x 43	80	CAP1743OH340W	1521	"G" Option N/A		CAP1743OH340M	776
14.5" x 15 x 43	75	CAP1443OH340W	1466	"G" Option N/A		CAP1443OH340M	746
<b>Hinged Right</b>							
17.5" x 15 x 43	80	CAP1743OH341W	1521	"G" Option N/A		CAP1743OH341M	776
14.5" x 15 x 43	75	CAP1443OH341W	1466	"G" Option N/A		CAP1443OH341M	746

**2 SELECT A FINISH**

"W" Veneer	"G" HPL	"M" TFL	
WAC	-	-	Amber Cherry
WRC	-	-	Caramel Cherry
WIC	-	-	Crimson Cherry
WEC	-	-	Ebony Cherry
WHC	-	MHC	Honey Cherry
WOC	-	-	Koko Cherry
WSC	-	-	Scotch Cherry
WEW	-	-	Executive Walnut
WRW	GRW	-	Gray Luster Walnut
WGW	-	MGW	Gunstock Walnut
WJW	-	-	Judicial Walnut
WNW	-	-	Natural Walnut
WTW	GTW	-	Studio Teak Walnut

**3 SELECT AN EDGE**



**5 OPTIONS**

**DOOR**

- D2: Door Lock - \$95 per Door
- D6: Delete Doors - n/c
- D9SC: Soft Close Door Hinges - \$15 per Door

**INTERIOR CABINET LIGHTING**

- LEDPK starter kit includes Infeed, 1 Puck Interior Light and the ability to daisy chain up to 6 total Puck Lights
- LEDPK: LED Puck Starter Kit - \$295
- PK: 1 LED Interior Light - \$125

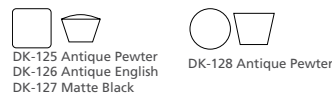
**OPEN PLAN**

- OPB: "W" "G" Style - Modify Unit for Open Plan Application - \$395
- OPBM: "M" Style - Modify Unit for Open Plan Application - \$195

**SHELVES**

- GS14H: Replace Standard Shelves with Glass Shelf - \$65 per Shelf

**4 SELECT HARDWARE**



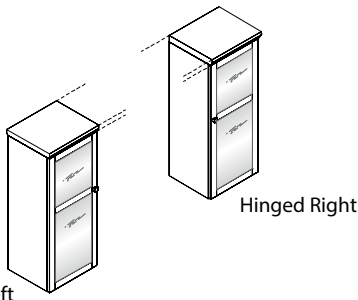
WOOD FRAMED DOOR/CLEAR GLASS INSERT - FULL STORAGE

STANDARD FEATURES

- 2 adjustable wood shelves
- Finished top
- Interior shelf depth 12"
- Top shaped on front only

NOTES

- Unit has black back panel and is not designed for Open Plan use. Select OPB Option for Open Plan application



Hinged Left

Hinged Right

[CLICK HERE TO VIEW PRODUCT INDEX](#)

**1 SELECT A STYLE**

DIMENSIONS		STYLE NUMBER	LIST PRICE	STYLE NUMBER	LIST PRICE	STYLE NUMBER	LIST PRICE
W" x D" x H"	WGT	"W" Veneer Top Veneer Chassis		"G" High Pressure Laminate Top Veneer Chassis		"M" Thermally Fused Laminate Top Thermally Fused Laminate Chassis	
<b>Hinged Left</b>							
17.5" x 15 x 43	80	CAP1743OH342W	1641	"G" Option N/A		CAP1743OH342M	870
14.5" x 15 x 43	75	CAP1443OH342W	1584	"G" Option N/A		CAP1443OH342M	840
<b>Hinged Right</b>							
17.5" x 15 x 43	80	CAP1743OH343W	1641	"G" Option N/A		CAP1743OH343M	870
14.5" x 15 x 43	75	CAP1443OH343W	1584	"G" Option N/A		CAP1443OH343M	840

**2 SELECT A FINISH**

"W" Veneer	"G" HPL	"M" TFL	Finish
WAC	-	-	Amber Cherry
WRC	-	-	Caramel Cherry
WIC	-	-	Crimson Cherry
WEC	-	-	Ebony Cherry
WHC	-	MHC	Honey Cherry
WOC	-	-	Koko Cherry
WSC	-	-	Scotch Cherry
WEW	-	-	Executive Walnut
WRW	GRW	-	Gray Luster Walnut
WGW	-	MGW	Gunstock Walnut
WJW	-	-	Judicial Walnut
WNW	-	-	Natural Walnut
WTW	GTW	-	Studio Teak Walnut

**3 SELECT AN EDGE**



Capitol Park

**5 OPTIONS**

DOOR

- D2: Door Lock - \$95 per Door
- D9SC: Soft Close Door Hinges - \$15 per Door

INTERIOR CABINET LIGHTING

- LEDPK starter kit includes Infeed, 1 Puck Interior Light and the ability to daisy chain up to 6 total Puck Lights
- LEDPK: LED Puck Starter Kit - \$295
- PK: 1 LED Interior Light - \$125

OPEN PLAN

- OPB: "W" "G" Style - Modify Unit for Open Plan Application - \$395
- OPBM: "M" Style - Modify Unit for Open Plan Application - \$195

SHELVES

- GS14H: Replace Standard Shelves with Glass Shelf - \$65 per Shelf

**4 SELECT HARDWARE**

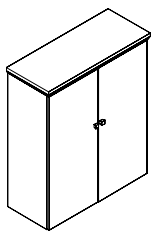


DK-125 Antique Pewter  
DK-126 Antique English  
DK-127 Matte Black



DK-128 Antique Pewter





**PANEL DOOR**

**STANDARD FEATURES**

- 2 adjustable wood shelves
- Finished top
- Interior shelf depth 12"
- Top shaped on 3 sides

**NOTES**

- Unit has black back panel and is not designed for Open Plan use. Select OPB Option for Open Plan application

[CLICK HERE TO VIEW PRODUCT INDEX](#)

**1 SELECT A STYLE**

DIMENSIONS		STYLE NUMBER	LIST PRICE	STYLE NUMBER	LIST PRICE	STYLE NUMBER	LIST PRICE
W" x D" x H"	WGT	"W" Veneer Veneer Top Veneer Chassis		"G" HPL High Pressure Laminate Top Veneer Chassis		"M" TFL Thermally Fused Laminate Top Thermally Fused Laminate Chassis	
36 x 15 x 43	150	CAP3643OH383W	1993	"G" Option N/A		CAP3643OH383M	1042
30 x 15 x 43	130	CAP3043OH383W	1908	"G" Option N/A		CAP3043OH383M	1000

**2 SELECT A FINISH**

"W" Veneer	"G" HPL	"M" TFL	
WAC	-	-	Amber Cherry
WRC	-	-	Caramel Cherry
WIC	-	-	Crimson Cherry
WEC	-	-	Ebony Cherry
WHC	-	MHC	Honey Cherry
WOC	-	-	Koko Cherry
WSC	-	-	Scotch Cherry
WEW	-	-	Executive Walnut
WRW	GRW	-	Gray Luster Walnut
WGW	-	MGW	Gunstock Walnut
WJW	-	-	Judicial Walnut
WNW	-	-	Natural Walnut
WTW	GTW	-	Studio Teak Walnut

**3 SELECT AN EDGE**



Capitol Park

**5 OPTIONS**

**DOOR**

- D2: Door Lock - \$95 per Door Set
- D6: Delete Doors - n/c
- D9SC: Soft Close Door Hinges - \$15 per Door

**FLUSH CUT**

- FC-B: Flush Unit Both Sides(Facing) for Ganging - \$95
- FC-L: Flush Unit Left (Facing) for Ganging - \$95
- FC-R: Flush Unit Right(Facing) for Ganging - \$95

**INTERIOR CABINET LIGHTING**

- LEDPK starter kit includes Infeed, 1 Puck Interior Light and the ability to daisy chain up to 6 total Puck Lights
- LEDPK: LED Puck Starter Kit - \$295
- PK: 1 LED Interior Light - \$125

**OPEN PLAN**

- OPB: "W" "G" Style - Modify Unit for Open Plan Application - \$395
- OPBM: "M" Style - Modify Unit for Open Plan Application - \$195

**SHELVES**

- GS14F: Replace Standard Shelves with Glass Shelves - \$85 per Shelf
- S714F: Heavy Duty Lumber 1" Shelves - \$75 per Shelf ("M" Styles - n/a)


**4 SELECT HARDWARE**



DK-125 Antique Pewter  
DK-126 Antique English  
DK-127 Matte Black



DK-128 Antique Pewter



**FRAME DOOR WITH CLEAR GLASS**

**STANDARD FEATURES**

- 2 adjustable wood shelves
- Finished top
- Interior shelf depth 12"
- Top shaped on 3 sides

**NOTES**

- Unit has black back panel and is not designed for Open Plan use. Select OPB Option for Open Plan application

[CLICK HERE TO VIEW PRODUCT INDEX](#)

**1 SELECT A STYLE**

DIMENSIONS		STYLE NUMBER	LIST PRICE	STYLE NUMBER	LIST PRICE	STYLE NUMBER	LIST PRICE
W" x D" x H"	WGT	"W" Veneer Veneer Top Veneer Chassis		"G" HPL High Pressure Laminate Top Veneer Chassis		"M" TFL Thermally Fused Laminate Top Thermally Fused Laminate Chassis	
36 x 15 x 43	150	CAP3643OH381W	2589	"G" Option N/A		CAP3643OH381M	1231
30 x 15 x 43	130	CAP3043OH381W	2503	"G" Option N/A		CAP3043OH381M	1189

**2 SELECT A FINISH**

"W" Veneer	"G" HPL	"M" TFL	Finish
WAC	-	-	Amber Cherry
WRC	-	-	Caramel Cherry
WIC	-	-	Crimson Cherry
WEC	-	-	Ebony Cherry
WHC	-	MHC	Honey Cherry
WOC	-	-	Koko Cherry
WSC	-	-	Scotch Cherry
WEW	-	-	Executive Walnut
WRW	GRW	-	Gray Luster Walnut
WGW	-	MGW	Gunstock Walnut
WJW	-	-	Judicial Walnut
WNW	-	-	Natural Walnut
WTW	GTW	-	Studio Teak Walnut

**3 SELECT AN EDGE**



Capitol Park

**4 SELECT HARDWARE**



DK-125 Antique Pewter  
DK-126 Antique English  
DK-127 Matte Black



DK-128 Antique Pewter

**5 OPTIONS**

**DOOR**

- D2: Door Lock - \$95 per Door Set
- D9SC: Soft Close Door Hinges - \$15 per Door

**FLUSH CUT**

- FC-B: Flush Unit Both Sides(Facing) for Ganging - \$95
- FC-L: Flush Unit Left (Facing) for Ganging - \$95
- FC-R: Flush Unit Right(Facing) for Ganging - \$95

**INTERIOR CABINET LIGHTING**

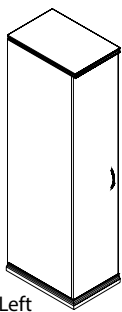
- LEDPK starter kit includes Infeed, 1 Puck Interior Light and the ability to daisy chain up to 6 total Puck Lights
- LEDPK: LED Puck Starter Kit - \$295
- PK: 1 LED Interior Light - \$125

**OPEN PLAN**

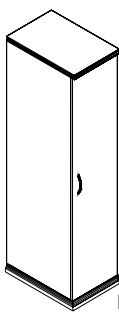
- OPB: "W" "G" Style - Modify Unit for Open Plan Application - \$395
- OPBM: "M" Style - Modify Unit for Open Plan Application - \$195

**SHELVES**

- GS14F: Replace Standard Shelves with Glass Shelves - \$85 per Shelf
- S714F: Heavy Duty Lumber 1" Shelves - \$75 per Shelf ("M" Styles - n/a)



Hinged Left



Hinged Right

**HALF WARDROBE - LEFT/RIGHT HINGE**

**STANDARD FEATURES**

- 1 Fixed shelf
- 3 Adjustable shelves
- Finished top
- Top shaped on front and sides
- Wardrobe w/ coat rod & hook
- Panel door w/ pull
- Hardwood base w/ mitred corners

for Open Plan use. Select OPB Option for Open Plan application

**NOTES**

- Unit has black back panel and is not designed

[CLICK HERE TO VIEW PRODUCT INDEX](#)

**1 SELECT A STYLE**

DIMENSIONS		STYLE NUMBER	LIST PRICE	STYLE NUMBER	LIST PRICE	STYLE NUMBER	LIST PRICE
W" x D" x H"	WGT	"W" Veneer Veneer Top Veneer Chassis		"G" HPL High Pressure Laminate Top Veneer Chassis		"M" TFL Thermally Fused Laminate Top Thermally Fused Laminate Chassis	
<b>Hinged Left</b>							
16 x 24 x 72	155	CAP1672TW283W	2680	"G" Option N/A		CAP1672TW283M	1250
<b>Hinged Right</b>							
16 x 24 x 72	155	CAP1672TW284W	2680	"G" Option N/A		CAP1672TW284M	1250

**2 SELECT A FINISH**

"W" Veneer	"G" HPL	"M" TFL	
WAC	-	-	Amber Cherry
WRC	-	-	Caramel Cherry
WIC	-	-	Crimson Cherry
WEC	-	-	Ebony Cherry
WHC	-	MHC	Honey Cherry
WOC	-	-	Koko Cherry
WSC	-	-	Scotch Cherry
WEW	-	-	Executive Walnut
WRW	GRW	-	Gray Luster Walnut
WGW	-	MGW	Gunstock Walnut
WJW	-	-	Judicial Walnut
WNW	-	-	Natural Walnut
WTW	GTW	-	Studio Teak Walnut

**3 SELECT AN EDGE**



Capitol Park

**5 OPTIONS**

**DOOR**

- D2: Door Lock - \$95 per Door
- D6: Delete Doors - n/c
- D9SC: Soft Close Door Hinges - \$15 per Door

**FLUSH CUT**

- FC-B: Flush Unit Both Sides(Facing) for Ganging - \$95
- FC-L: Flush Unit Left (Facing) for Ganging - \$95
- FC-R: Flush Unit Right(Facing) for Ganging - \$95

**OPEN PLAN**

- OPB: "W" "G" Style - Modify Unit for Open Plan Application - \$395
- OPBM: "M" Style - Modify Unit for Open Plan Application - \$195

**4 SELECT HARDWARE**



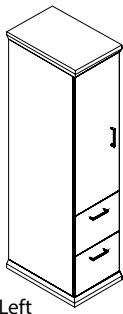
PL-115 Matte Black  
PL-116 Matte Nickel



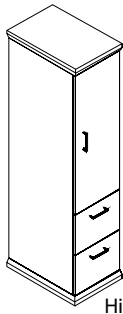
PL-220 Pewter  
PL-221 Matte Black



PL-125 Antique Pewter  
PL-126 Antique English  
PL-127 Matte Black



Hinged Left



Hinged Right

**FILE/FILE/STORAGE - LEFT/RIGHT HINGE**

**STANDARD FEATURES**

- 2 Adjustable wood shelves
- Finished top
- Top shaped on front and sides
- Full extension drawers - locking
- Legal/Letter Filing
- Panel door w/ pull
- Soft close suspension drawer(s)
- Hardwood base w/ mitred corners

- Unit has black back panel and is not designed for Open Plan use. Select OPB Option for Open Plan application

**NOTES**

[CLICK HERE TO VIEW PRODUCT INDEX](#)

**1 SELECT A STYLE**

DIMENSIONS		STYLE NUMBER	LIST PRICE	STYLE NUMBER	LIST PRICE	STYLE NUMBER	LIST PRICE
W" x D" x H"	WGT	<b>"W"</b> Veneer Veneer Top Veneer Chassis		<b>"G"</b> HPL High Pressure Laminate Top Veneer Chassis		<b>"M"</b> TFL Thermally Fused Laminate Top Thermally Fused Laminate Chassis	
<b>Hinged Left</b>							
16 x 24 x 72	155	CAP1672TW291W	2942	"G" Option N/A		CAP1672TW291M	1528
<b>Hinged Right</b>							
16 x 24 x 72	155	CAP1672TW292W	2942	"G" Option N/A		CAP1672TW292M	1528

**2 SELECT A FINISH**

<b>"W"</b> Veneer	<b>"G"</b> HPL	<b>"M"</b> TFL	
WAC	-	-	Amber Cherry
WRC	-	-	Caramel Cherry
WIC	-	-	Crimson Cherry
WEC	-	-	Ebony Cherry
WHC	-	MHC	Honey Cherry
WOC	-	-	Koko Cherry
WSC	-	-	Scotch Cherry
WEW	-	-	Executive Walnut
WRW	GRW	-	Gray Luster Walnut
WGW	-	MGW	Gunstock Walnut
WJW	-	-	Judicial Walnut
WNW	-	-	Natural Walnut
WTW	GTW	-	Studio Teak Walnut

**3 SELECT AN EDGE**



Capitol Park

**5 OPTIONS**

**DOOR**

- D2: Door Lock - \$95 per Door
- D6: Delete Doors - n/c
- D9SC: Soft Close Door Hinges - \$15 per Door

**DRAWER**

- P6: Modify File/File to Box/Box/File - \$50
- P33: Wood Drawer Upgrade - \$40 per drawer

**FLUSH CUT**

- FC-B: Flush Unit Both Sides(Facing) for Ganging - \$95
- FC-L: Flush Unit Left (Facing) for Ganging - \$95
- FC-R: Flush Unit Right(Facing) for Ganging - \$95

**INTERIOR CABINET LIGHTING**

- LEDPK starter kit includes Infeed, 1 Puck Interior Light and the ability to daisy chain up to 6 total Puck Lights
- LEDPK: LED Puck Starter Kit - \$295
- PK: 1 LED Interior Light - \$125

**OPEN PLAN**

- OPB: "W" "G" Style - Modify Unit for Open Plan Application - \$395
- OPBM: "M" Style - Modify Unit for Open Plan Application - \$195

**SHELVES**

- GS14H: Replace Standard Shelves with Glass Shelves - \$65 per Shelf

**4 SELECT HARDWARE**



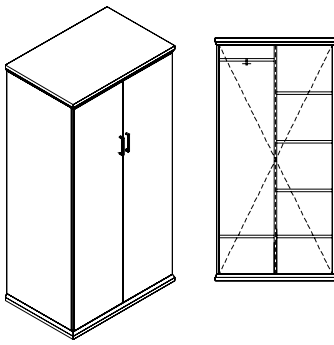
PL-115 Matte Black  
PL-116 Matte Nickel



PL-220 Pewter  
PL-221 Matte Black



PL-125 Antique Pewter  
PL-126 Antique English  
PL-127 Matte Black



**FULL WARDROBE**

**STANDARD FEATURES**

- 2 Fixed shelves
- 3 Adjustable shelves
- Finished top
- Hardwood base w/ mitred corners
- Top shaped on front and sides
- Wardrobe w/ coat rod & hook
- Panel doors w/ pulls

for Open Plan use. Select OPB Option for Open Plan application

**NOTES**

- Unit has black back panel and is not designed

[CLICK HERE TO VIEW PRODUCT INDEX](#)

**1 SELECT A STYLE**

DIMENSIONS		STYLE NUMBER	LIST PRICE	STYLE NUMBER	LIST PRICE	STYLE NUMBER	LIST PRICE
W" x D" x H"	WGT	"W" Veneer Veneer Top Veneer Chassis		"G" HPL High Pressure Laminate Top Veneer Chassis		"M" TFL Thermally Fused Laminate Top Thermally Fused Laminate Chassis	
36 x 24 x 72	285	CAP3672TW275W	4139	"G" Option N/A		CAP3672TW275M	1775
30 x 24 x 72	240	CAP3072TW275W	3964	"G" Option N/A		CAP3072TW275M	1697

**2 SELECT A FINISH**

"W" Veneer	"G" HPL	"M" TFL	
WAC	-	-	Amber Cherry
WRC	-	-	Caramel Cherry
WIC	-	-	Crimson Cherry
WEC	-	-	Ebony Cherry
WHC	-	MHC	Honey Cherry
WOC	-	-	Koko Cherry
WSC	-	-	Scotch Cherry
WEW	-	-	Executive Walnut
WRW	GRW	-	Gray Luster Walnut
WGW	-	MGW	Gunstock Walnut
WJW	-	-	Judicial Walnut
WNW	-	-	Natural Walnut
WTW	GTW	-	Studio Teak Walnut

**3 SELECT AN EDGE**



Capitol Park

**5 OPTIONS**

**DELETE CENTER PARTITION**

- MOD31: Delete center partition & Add 3 full width shelves, 1 fixed - \$295
- When deleting center partition (1) D2 Door lock should be specified

**DOOR**

- D2: Door Lock - \$95 per Door
- D6: Delete Doors - n/c
- D9SC: Soft Close Door Hinges - \$15 per Door


**FLUSH CUT**

- FC-B: Flush Unit Both Sides(Facing) for Ganging - \$95
- FC-L: Flush Unit Left (Facing) for Ganging - \$95
- FC-R: Flush Unit Right(Facing) for Ganging - \$95

**OPEN PLAN**

- OPB: "W" "G" Style - Modify Unit for Open Plan Application - \$395
- OPBM: "M" Style - Modify Unit for Open Plan Application - \$195


**4 SELECT HARDWARE**



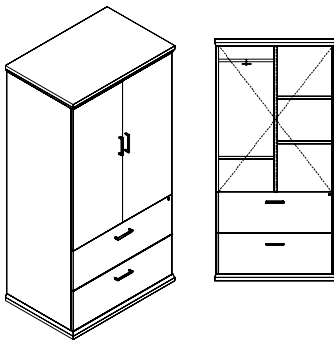
PL-115 Matte Black  
PL-116 Matte Nickel



PL-220 Pewter  
PL-221 Matte Black



PL-125 Antique Pewter  
PL-126 Antique English  
PL-127 Matte Black



**2 LATERAL FILE / WARDROBE**

**STANDARD FEATURES**

- 3 Adjustable shelves
- Finished top
- Hardwood base w/ mitred corners
- Top shaped on front and sides
- Wardrobe w/ coat rod & hook
- Panel doors w/ pulls

- Unit has black back panel and is not designed for Open Plan use. Select OPB Option for Open Plan application

**NOTES**

- Double letter filing front to back
- Legal filing side to side

[CLICK HERE TO VIEW PRODUCT INDEX](#)

**1 SELECT A STYLE**

DIMENSIONS		STYLE NUMBER	LIST PRICE	STYLE NUMBER	LIST PRICE	STYLE NUMBER	LIST PRICE
W" x D" x H"	WGT	<b>"W"</b> Veneer Top Veneer Chassis		<b>"G"</b> High Pressure Laminate Top Veneer Chassis		<b>"M"</b> Thermally Fused Laminate Top Thermally Fused Laminate Chassis	
36 x 24 x 72	310	CAP3672TW281W	4377	"G" Option N/A		CAP3672TW281M	2019
30 x 24 x 72	280	CAP3072TW281W	4202	"G" Option N/A		CAP3072TW281M	1953

**2 SELECT A FINISH**

<b>"W"</b> Veneer	<b>"G"</b> HPL	<b>"M"</b> TFL	
WAC	-	-	Amber Cherry
WRC	-	-	Caramel Cherry
WIC	-	-	Crimson Cherry
WEC	-	-	Ebony Cherry
WHC	-	MHC	Honey Cherry
WOC	-	-	Koko Cherry
WSC	-	-	Scotch Cherry
WEW	-	-	Executive Walnut
WRW	GRW	-	Gray Luster Walnut
WGW	-	MGW	Gunstock Walnut
WJW	-	-	Judicial Walnut
WNW	-	-	Natural Walnut
WTW	GTW	-	Studio Teak Walnut

**3 SELECT AN EDGE**



**5 OPTIONS**

**DOOR**

- D2: Door Lock - \$95 per Door
- D6: Delete Doors - n/c
- D9SC: Soft Close Door Hinges - \$15 per Door

**DRAWER**

- P33: Wood Drawer Upgrade - \$40 per drawer

**FLUSH CUT**

- FC-B: Flush Unit Both Sides(Facing) for Ganging - \$95
- FC-L: Flush Unit Left (Facing) for Ganging - \$95
- FC-R: Flush Unit Right(Facing) for Ganging - \$95

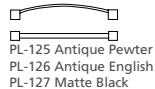
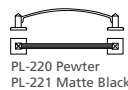
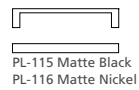
**OPEN PLAN**


- OPB: "W" "G" Style - Modify Unit for Open Plan Application - \$395
- OPBM: "M" Style - Modify Unit for Open Plan Application - \$195

**SHELVES**

- MOD30: Delete center partition & Add 2 full width shelves - \$195

**4 SELECT HARDWARE**





**4 LATERAL FILE / STORAGE**

**STANDARD FEATURES**

- Anti-tilt safety feature
- Finished top
- Full extension drawers - locking
- Hardwood base w/ mitred corners
- Top shaped on front and sides
- Soft close suspension drawer(s)
- Panel doors w/ knobs

- Legal filing side to side
- Unit has black back panel and is not designed for Open Plan use. Select OPB Option for Open Plan application

**NOTES**

- Double letter filing front to back

[CLICK HERE TO VIEW PRODUCT INDEX](#)

**1 SELECT A STYLE**

DIMENSIONS		STYLE NUMBER	LIST PRICE	STYLE NUMBER	LIST PRICE	STYLE NUMBER	LIST PRICE
W" x D" x H"	WGT	"W" Veneer Top Veneer Chassis		"G" HPL High Pressure Laminate Top Veneer Chassis		"M" TFL Thermally Fused Laminate Top Thermally Fused Laminate Chassis	
36 x 24 x 72	330	CAP3672TW276W	4616	"G" Option N/A		CAP3672TW276M	2237
30 x 24 x 72	300	CAP3072TW276W	4440	"G" Option N/A		CAP3072TW276M	2167

**2 SELECT A FINISH**

"W" Veneer	"G" HPL	"M" TFL	
WAC	-	-	Amber Cherry
WRC	-	-	Caramel Cherry
WIC	-	-	Crimson Cherry
WEC	-	-	Ebony Cherry
WHC	-	MHC	Honey Cherry
WOC	-	-	Koko Cherry
WSC	-	-	Scotch Cherry
WEW	-	-	Executive Walnut
WRW	GRW	-	Gray Luster Walnut
WGW	-	MGW	Gunstock Walnut
WJW	-	-	Judicial Walnut
WNW	-	-	Natural Walnut
WTW	GTW	-	Studio Teak Walnut

**3 SELECT AN EDGE**



**5 OPTIONS**

**DOOR**

- D2: Door Lock - \$95 per Door Set
- D6: Delete Doors - n/c
- D9SC: Soft Close Door Hinges - \$15 per Door

**DRAWER**

- P33: Wood Drawer Upgrade - \$40 per drawer

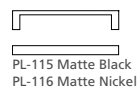
**FLUSH CUT**

- FC-B: Flush Unit Both Sides(Facing) for Ganging - \$95
- FC-L: Flush Unit Left (Facing) for Ganging - \$95
- FC-R: Flush Unit Right(Facing) for Ganging - \$95

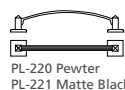
**OPEN PLAN**

- OPB: "W" "G" Style - Modify Unit for Open Plan Application - \$395
- OPBM: "M" Style - Modify Unit for Open Plan Application - \$195

**4 SELECT HARDWARE**



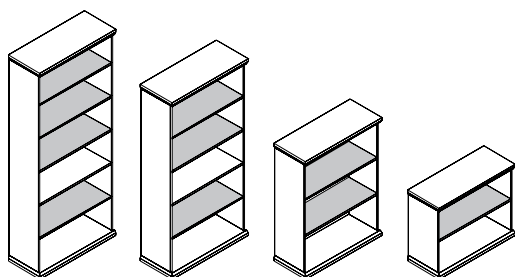
PL-115 Matte Black  
PL-116 Matte Nickel



PL-220 Pewter  
PL-221 Matte Black



PL-125 Antique Pewter  
PL-126 Antique English  
PL-127 Matte Black



**OPEN BOOKCASES**

**STANDARD FEATURES**

- 1 Fixed shelf on 84" & 72"
- Interior shelf depth 12"
- Hardwood base w/ mitred corners
- Top shaped 3 sides
- "W" styles - 30", 48", and 72" H units finished top, 84" H units black painted top

- 12" Deep Shelves
- Unit has black back panel and is not designed for Open Plan use. Select OPB Option for Open Plan application
- 30.75"H Open Bookcases are NOT meant to gang with desks, returns and credenzas. Unit is higher than regular worksurfaces to allow double binder storage. If matching height is desired, choose CAP3624CA125W or CAP3024CA125W with D6A option

**NOTES**

\*29" H Open Bookcases are NOT meant to gang with desks, returns and credenzas.

[CLICK HERE TO VIEW PRODUCT INDEX](#)

**1 SELECT A STYLE**

DIMENSIONS		STYLE NUMBER	LIST PRICE	STYLE NUMBER	LIST PRICE	STYLE NUMBER	LIST PRICE
W" x D" x H"	WGT	"W" Veneer Top Veneer Chassis		"G" HPL High Pressure Laminate Top Veneer Chassis		"M" TFL Thermally Fused Laminate Top Thermally Fused Laminate Chassis	
<b>36" Width</b>							
36 x 15 x 84	200	CAP3684BK250W	2175	"G" Option N/A		CAP3684BK250M	1267
36 x 15 x 72	175	CAP3672BK250W	1993	"G" Option N/A		CAP3672BK250M	1180
36 x 15 x 48	120	CAP3648BK250W	1874	"G" Option N/A		CAP3648BK250M	1020
36 x 15 x 30.75	95	CAP3630BK250W	1698	"G" Option N/A		CAP3630BK250M	810
<b>30" Width</b>							
30 x 15 x 84	180	CAP3084BK250W	2056	"G" Option N/A		CAP3084BK250M	1229
30 x 15 x 72	155	CAP3072BK250W	1874	"G" Option N/A		CAP3072BK250M	1141
30 x 15 x 48	105	CAP3048BK250W	1789	"G" Option N/A		CAP3048BK250M	981
30 x 15 x 30.75	85	CAP3030BK250W	1635	"G" Option N/A		CAP3030BK250M	757

**2 SELECT A FINISH**

"W" Veneer	"G" HPL	"M" TFL	Finish
WAC	-	-	Amber Cherry
WRC	-	-	Caramel Cherry
WIC	-	-	Crimson Cherry
WEC	-	-	Ebony Cherry
WHC	-	MHC	Honey Cherry
WOC	-	-	Koko Cherry
WSC	-	-	Scotch Cherry
WEW	-	-	Executive Walnut
WRW	GRW	-	Gray Luster Walnut
WGW	-	MGW	Gunstock Walnut
WJW	-	-	Judicial Walnut
WNW	-	-	Natural Walnut
WTW	GTW	-	Studio Teak Walnut

**3 SELECT AN EDGE**



**5 OPTIONS**

**FLUSH CUT**

- FC-B: Flush Unit Both Sides(Facing) for Ganging - \$95
- FC-L: Flush Unit Left (Facing) for Ganging - \$95
- FC-R: Flush Unit Right(Facing) for Ganging - \$95

**INTERIOR CABINET LIGHTING**

- LEDPK starter kit includes Infeed, 1 Puck Interior Light and the ability to daisy chain up to 6 total Puck Lights
- LEDPK: LED Puck Starter Kit - \$295
- PK: 1 LED Interior Light - \$125

**OPEN PLAN**

- OPB: "W" "G" Style - Modify Unit for Open Plan Application - \$395
- OPBM: "M" Style - Modify Unit for Open Plan Application - \$195

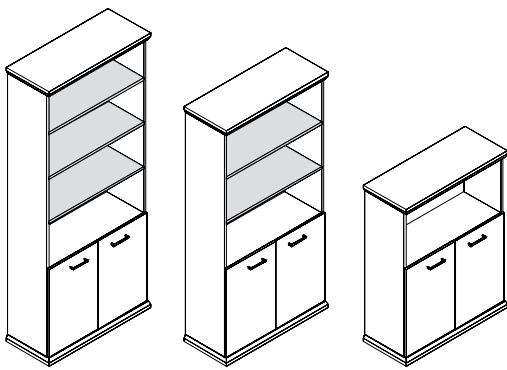
**SHELVES**

- GS14F: Replace Standard Shelves with Glass Shelves - \$85 per Shelf
- S714F: Heavy Duty Lumber 1" Shelves - \$75 per Shelf ("M" Styles - n/a)

**4 SELECT HARDWARE**

Hardware Option Not Available





**BOOKCASES W/ DOORS**

**STANDARD FEATURES**

- 72" w/ 3 adj. shelves
- 84" w/ 4 adjustable shelves
- Hardwood base w/ mitred corners "W" option only.
- Interior shelf depth 12"
- Top shaped on 3 sides
- Panel doors w/ pulls
- Wardrobe w/ coat rod & hook - Drawing denotes adjustable shelves w/ shade
- "W" styles - 48", 72" H units finished top, 84"

H units black painted top

**NOTES**

- Unit has black back panel and is not designed for Open Plan use. Select OPB Option for Open Plan application

[CLICK HERE TO VIEW PRODUCT INDEX](#)

**1 SELECT A STYLE**

DIMENSIONS		STYLE NUMBER	LIST PRICE	STYLE NUMBER	LIST PRICE	STYLE NUMBER	LIST PRICE
W" x D" x H"	WGT	"W" Veneer Top Veneer Chassis		"G" HPL High Pressure Laminate Top Veneer Chassis		"M" TFL Thermally Fused Laminate Top Thermally Fused Laminate Chassis	
<b>36" Width</b>							
36 x 15 x 84	210	CAP3684BK251W	2413	"G" Option N/A		CAP3684BK251M	1425
36 x 15 x 72	185	CAP3672BK251W	2231	"G" Option N/A		CAP3672BK251M	1338
36 x 15 x 48	130	CAP3648BK251W	2113	"G" Option N/A		CAP3648BK251M	1177
<b>30" Width</b>							
30 x 15 x 84	190	CAP3084BK251W	2294	"G" Option N/A		CAP3084BK251M	1386
30 x 15 x 72	165	CAP3072BK251W	2113	"G" Option N/A		CAP3072BK251M	1299
30 x 15 x 48	115	CAP3048BK251W	2027	"G" Option N/A		CAP3048BK251M	1138

**2 SELECT A FINISH**

"W" Veneer	"G" HPL	"M" TFL	Finish
WAC	-	-	Amber Cherry
WRC	-	-	Caramel Cherry
WIC	-	-	Crimson Cherry
WEC	-	-	Ebony Cherry
WHC	-	MHC	Honey Cherry
WOC	-	-	Koko Cherry
WSC	-	-	Scotch Cherry
WEW	-	-	Executive Walnut
WRW	GRW	-	Gray Luster Walnut
WGW	-	MGW	Gunstock Walnut
WJW	-	-	Judicial Walnut
WNW	-	-	Natural Walnut
WTW	GTW	-	Studio Teak Walnut

**3 SELECT AN EDGE**



**5 OPTIONS**

**DOOR**

- D2: Door Lock - \$95 per Door Set
- D9SC: Soft Close Door Hinges - \$15 per Door

**FLUSH CUT**

- FC-B: Flush Unit Both Sides(Facing) for Ganging - \$95
- FC-L: Flush Unit Left (Facing) for Ganging - \$95
- FC-R: Flush Unit Right(Facing) for Ganging - \$95

**INTERIOR CABINET LIGHTING**

- LEDPK starter kit includes Infeed, 1 Puck Interior Light and the ability to daisy chain up to 6 total Puck Lights
- LEDPK: LED Puck Starter Kit - \$295
- PK: 1 LED Interior Light - \$125

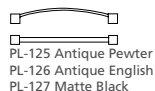
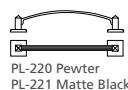
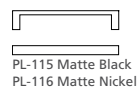
**OPEN PLAN**

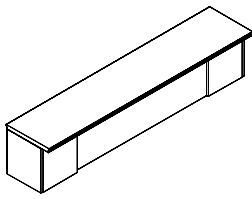
- OPB: "W" "G" Style - Modify Unit for Open Plan Application - \$395
- OPBM: "M" Style - Modify Unit for Open Plan Application - \$195

**SHELVES**

- GS14F: Replace Standard Shelves with Glass Shelves - \$85 per Shelf
- S714F: Heavy Duty Lumber 1" Shelves - \$75 per Shelf ("M" Styles - n/a)

**4 SELECT HARDWARE**





**DESK COUNTER W/ STRAIGHT TOP**

STANDARD FEATURES

- 3" Front overhang
- Adhesive tape secures sit-on panels to surface
- Binder clearance under counter
- Veneer top w/ profile edge all sides

[CLICK HERE TO VIEW PRODUCT INDEX](#)

**1 SELECT A STYLE**

DIMENSIONS		STYLE NUMBER	LIST PRICE	STYLE NUMBER	LIST PRICE	STYLE NUMBER	LIST PRICE
W" x D" x H"	WGT	"W" Veneer Veneer Top Veneer Chassis		"G" HPL High Pressure Laminate Top Veneer Chassis		"M" TFL Thermally Fused Laminate Top Thermally Fused Laminate Chassis	
72 x 15 x 15	85	CAP7215RP914W	1475	CAP7215RP914G	1475	"M" Option N/A	
66 x 15 x 15	75	CAP6615RP914W	1445	CAP6615RP914G	1445	"M" Option N/A	

**C157R: Reception Counter Fabric (Choose Grade Below/Pricing Applies to All Sizes)**

COM	COL	1	2	3	4	5	6	7	8	9	10	11/ L1	12	13/ L2
201	N/A	280	320	360	400	440	480	520	560	600	640	680	720	800

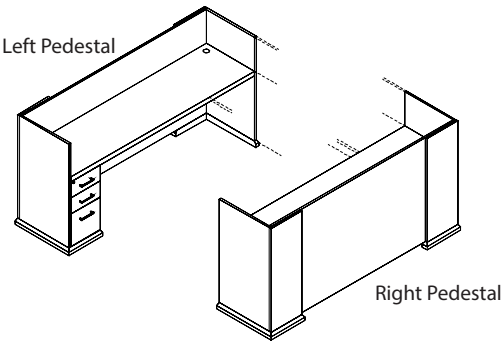
**2 SELECT A FINISH      3 SELECT AN EDGE      5 OPTIONS**

"W" Veneer	"G" HPL	"M" TFL	
WAC	GAC	-	Amber Cherry
WRC	-	-	Caramel Cherry
WIC	GIC	-	Crimson Cherry
WEC	-	-	Ebony Cherry
WHC	GHC	-	Honey Cherry
WOC	GOC	-	Koko Cherry
WSC	-	-	Scotch Cherry
WEW	GEW	-	Executive Walnut
WRW	GRW	-	Gray Luster Walnut
WGW	-	-	Gunstock Walnut
WJW	-	-	Judicial Walnut
WNW	GNW	-	Natural Walnut
WTW	GTW	-	Studio Teak Walnut



**4 SELECT HARDWARE**

Hardware  
Option Not  
Available



**SINGLE PEDESTAL - BOX/BOX/FILE**

- STANDARD FEATURES**
- 2 Standard grommets - matches pull finish or specify black TM30, silver TM31 or antique brass TM33
  - Breakfront modesty
  - Full extension drawers - locking
  - Soft close suspension drawer(s)

- NOTES**
- Order countertops separately

[CLICK HERE TO VIEW PRODUCT INDEX](#)

**1 SELECT A STYLE**

DIMENSIONS		STYLE NUMBER	LIST PRICE	STYLE NUMBER	LIST PRICE	STYLE NUMBER	LIST PRICE
W" x D" x H"	WGT	"W" Veneer Veneer Top Veneer Chassis		"G" HPL High Pressure Laminate Top Veneer Chassis		"M" TFL Thermally Fused Laminate Top Thermally Fused Laminate Chassis	
<b>Left Pedestal</b>							
84 x 30 x 42	395	CAP8442RP925W	4711	CAP8442RP925G	4711	CAP8442RP925M	2044
72 x 30 x 42	350	CAP7242RP925W	4336	CAP7242RP925G	4336	CAP7242RP925M	1904
66 x 30 x 42	320	CAP6642RP925W	4212	CAP6642RP925G	4212	CAP6642RP925M	1833
<b>Right Pedestal</b>							
84 x 30 x 42	395	CAP8442RP924W	4711	CAP8442RP924G	4711	CAP8442RP924M	2044
72 x 30 x 42	350	CAP7242RP924W	4336	CAP7242RP924G	4336	CAP7242RP924M	1904
66 x 30 x 42	320	CAP6642RP924W	4212	CAP6642RP924G	4212	CAP6642RP924M	1833

**C157R: Reception Counter Fabric (Choose Grade Below/Pricing Applies to All Sizes)**

COM	COL	1	2	3	4	5	6	7	8	9	10	11/ L1	12	13/ L2
201	N/A	280	320	360	400	440	480	520	560	600	640	680	720	800

**2 SELECT A FINISH      3 SELECT AN EDGE      5 OPTIONS**

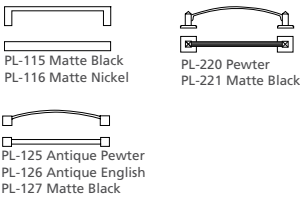
"W" Veneer	"G" HPL	"M" TFL	
WAC	GAC	-	Amber Cherry
WRC	-	-	Caramel Cherry
WIC	GIC	-	Crimson Cherry
WEC	-	-	Ebony Cherry
WHC	GHC	MHC	Honey Cherry
WOC	GOC	-	Koko Cherry
WSC	-	-	Scotch Cherry
WEW	GEW	-	Executive Walnut
WRW	GRW	-	Gray Luster Walnut
WGW	-	MGW	Gunstock Walnut
WJW	-	-	Judicial Walnut
WNW	GNW	-	Natural Walnut
WTW	GTW	-	Studio Teak Walnut

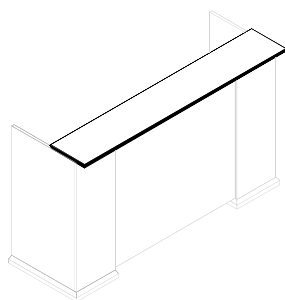


Flat 3 mm

- ACCESSORIES**
- K28: Articulating keyboard w/ mouse pad - \$375
  - K31: Center drawer - \$195
- DRAWER**
- P6: Modify Box/Box/File to File/File - \$50
  - P33: Wood Drawer Upgrade - \$40 per drawer
- GROMMETS (NON-STANDARD LOCATION)**
- Provide drawing w/ Grommet Location and Specify Color - \$90 ea.
- Black: TM30-NS
  - Silver: TM31-NS
  - Antique Brass: TM33-NS

**4 SELECT HARDWARE**





**RECTANGLE OVERHANG COUNTER**

**STANDARD FEATURES**

- 3" overhang
- Veneer counters w/ profile edge all sides

[CLICK HERE TO VIEW PRODUCT INDEX](#)

**1 SELECT A STYLE**

DIMENSIONS		STYLE NUMBER	LIST PRICE	STYLE NUMBER	LIST PRICE	STYLE NUMBER	LIST PRICE
W" x D" x H"	WGT	"W" Veneer	Veneer Top Veneer Chassis	"G" HPL	High Pressure Laminate Top Veneer Chassis	"M" TFL	Thermally Fused Laminate Top Thermally Fused Laminate Chassis
		84 x 12	40	CAP8412TC510W	934	CAP8412TC510G	934
72 x 12	35	CAP7212TC510W	809	CAP7212TC510G	809	CAP7212TC510M	653
66 x 12	30	CAP6612TC510W	780	CAP6612TC510G	780	CAP6612TC510M	625

**2 SELECT A FINISH**

"W" Veneer	"G" HPL	"M" TFL	
WAC	GAC	-	Amber Cherry
WRC	-	-	Caramel Cherry
WIC	GIC	-	Crimson Cherry
WEC	-	-	Ebony Cherry
WHC	GHC	MHC	Honey Cherry
WOC	GOC	-	Koko Cherry
WSC	-	-	Scotch Cherry
WEW	GEW	-	Executive Walnut
WRW	GRW	-	Gray Luster Walnut
WGW	-	MGW	Gunstock Walnut
WJW	-	-	Judicial Walnut
WNW	GNW	-	Natural Walnut
WTW	GTW	-	Studio Teak Walnut

**3 SELECT AN EDGE**

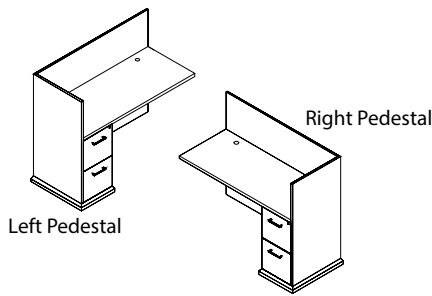


**5 OPTIONS**

NO OPTIONS AVAILABLE

**4 SELECT HARDWARE**

Hardware  
Option Not  
Available



**FILE / FILE**

**STANDARD FEATURES**

- 1 Standard grommet - matches pull finish or specify black TM30, silver TM31 or antique brass TM33
- Fixed full modesty
- Full extension drawers - locking
- Hardwood base w/ mitred corners
- Hookup hardware
- Soft close suspension drawer(s)

[CLICK HERE TO VIEW PRODUCT INDEX](#)

**1 SELECT A STYLE**

DIMENSIONS		STYLE NUMBER	LIST PRICE	STYLE NUMBER	LIST PRICE	STYLE NUMBER	LIST PRICE
W" x D" x H"	WGT	"W" Veneer Veneer Top Veneer Chassis		"G" HPL High Pressure Laminate Top Veneer Chassis		"M" TFL Thermally Fused Laminate Top Thermally Fused Laminate Chassis	
<b>Left Pedestal</b>							
60 x 24 x 42	155	CAP6042RP930W	2802	CAP6042RP930G	2802	CAP6042RP930M	1439
54 x 24 x 42	145	CAP5442RP930W	2754	CAP5442RP930G	2754	CAP5442RP930M	1395
48 x 24 x 42	140	CAP4842RP930W	2694	CAP4842RP930G	2694	CAP4842RP930M	1352
42 x 24 x 42	135	CAP4242RP930W	2653	CAP4242RP930G	2653	CAP4242RP930M	1308
<b>Right Pedestal</b>							
60 x 24 x 42	155	CAP6042RP931W	2802	CAP6042RP931G	2802	CAP6042RP931M	1439
54 x 24 x 42	145	CAP5442RP931W	2754	CAP5442RP931G	2754	CAP5442RP931M	1395
48 x 24 x 42	140	CAP4842RP931W	2694	CAP4842RP931G	2694	CAP4842RP931M	1352
42 x 24 x 42	135	CAP4242RP931W	2653	CAP4242RP931G	2653	CAP4242RP931M	1308

**C154R: Reception Counter Fabric (Choose Grade Below/Pricing Applies to All Sizes)**

COM	COL	1	2	3	4	5	6	7	8	9	10	11/ L1	12	13/ L2
167	N/A	232	264	296	328	360	392	424	456	488	520	552	584	648

**2 SELECT A FINISH**

"W" Veneer	"G" HPL	"M" TFL	
WAC	GAC	-	Amber Cherry
WRC	-	-	Caramel Cherry
WIC	GIC	-	Crimson Cherry
WEC	-	-	Ebony Cherry
WHC	GHC	MHC	Honey Cherry
WOC	GOC	-	Koko Cherry
WSC	-	-	Scotch Cherry
WEW	GEW	-	Executive Walnut
WRW	GRW	-	Gray Luster Walnut
WGW	-	MGW	Gunstock Walnut
WJW	-	-	Judicial Walnut
WNW	GNW	-	Natural Walnut
WTW	GTW	-	Studio Teak Walnut

**3 SELECT AN EDGE**



**5 OPTIONS**

**ACCESSORIES**

- K28: Articulating keyboard w/ mouse pad - \$375

**DRAWER**

- P6: Modify File/File to Box/Box/File - \$50
- P33: Wood Drawer Upgrade - \$40 per drawer

**GROMMETS (NON-STANDARD LOCATION)**

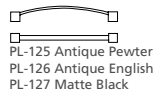
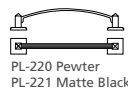
Provide drawing w/ Grommet Location and Specify Color - \$90 ea.

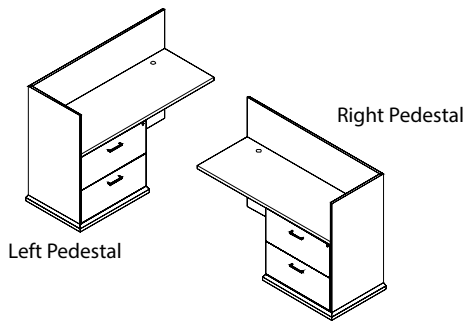
- Black: TM30-NS
- Silver: TM31-NS
- Antique Brass: TM33-NS

**RECEPTION COUNTER FABRIC**

- C157R: Reception Counter Fabric - 66" - 72" - \$275
- C154R: Reception Counter Fabric - 36" - 60" - \$195

**4 SELECT HARDWARE**





**LATERAL FILE**

**STANDARD FEATURES**

- 1 Standard grommet - matches pull finish or specify black TM30, silver TM31 or antique brass TM33
- Fixed full modesty
- Full extension drawers - locking
- Hardwood base w/ mitred corners
- Hookup hardware
- Soft close suspension drawer(s)

- Keyboards not available on 54" and 48" units

**NOTES**

[CLICK HERE TO VIEW PRODUCT INDEX](#)

**1 SELECT A STYLE**

DIMENSIONS		STYLE NUMBER	LIST PRICE	STYLE NUMBER	LIST PRICE	STYLE NUMBER	LIST PRICE
W" x D" x H"	WGT	"W" Veneer Top Veneer Chassis		"G" High Pressure Laminate Top Veneer Chassis		"M" Thermally Fused Laminate Top Thermally Fused Laminate Chassis	
<b>Left Pedestal</b>							
72 x 24 x 42	270	CAP7242RP932W	3361	CAP7242RP932G	3361	"M" Option N/A	
66 x 24 x 42	250	CAP6642RP932W	3248	CAP6642RP932G	3248	"M" Option N/A	
60 x 24 x 42	235	CAP6042RP932W	3135	CAP6042RP932G	3135	"M" Option N/A	
54 x 24 x 42	205	CAP5442RP932W	3075	CAP5442RP932G	3075	"M" Option N/A	
48 x 24 x 42	195	CAP4842RP932W	3027	CAP4842RP932G	3027	"M" Option N/A	
<b>Right Pedestal</b>							
72 x 24 x 42	270	CAP7242RP933W	3361	CAP7242RP933G	3361	"M" Option N/A	
66 x 24 x 42	250	CAP6642RP933W	3248	CAP6642RP933G	3248	"M" Option N/A	
60 x 24 x 42	235	CAP6042RP933W	3135	CAP6042RP933G	3135	"M" Option N/A	
54 x 24 x 42	205	CAP5442RP933W	3075	CAP5442RP933G	3075	"M" Option N/A	
48 x 24 x 42	195	CAP4842RP933W	3027	CAP4842RP933G	3027	"M" Option N/A	

**C157R: Reception Counter Fabric (Choose Grade Below/Pricing Applies to All Sizes)**

COM	COL	1	2	3	4	5	6	7	8	9	10	11/ L1	12	13/ L2
201	N/A	280	320	360	400	440	480	520	560	600	640	680	720	800

**2 SELECT A FINISH**

"W" Veneer	"G" HPL	"M" TFL	
WAC	GAC	-	Amber Cherry
WRC	-	-	Caramel Cherry
WIC	GIC	-	Crimson Cherry
WEC	-	-	Ebony Cherry
WHC	GHC	-	Honey Cherry
WOC	GOC	-	Koko Cherry
WSC	-	-	Scotch Cherry
WEW	GEW	-	Executive Walnut
WRW	GRW	-	Gray Luster Walnut
WGW	-	-	Gunstock Walnut
WJW	-	-	Judicial Walnut
WNW	GNW	-	Natural Walnut
WTW	GTW	-	Studio Teak Walnut

**3 SELECT AN EDGE**



**5 OPTIONS**

**ACCESSORIES**

- K28: Articulating keyboard w/ mouse pad - \$375

**DRAWER**

- P33: Wood Drawer Upgrade - \$40 per drawer

**GROMMETS (NON-STANDARD LOCATION)**

Provide drawing w/ Grommet Location and Specify Color - \$90 ea.

- Black: TM30-NS

- Silver: TM31-NS

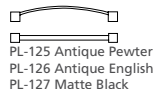
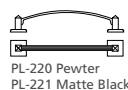
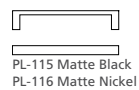
- Antique Brass: TM33-NS

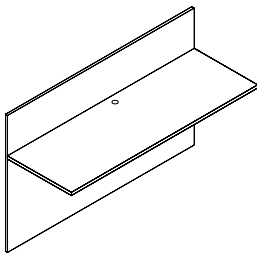
**RECEPTION COUNTER FABRIC**

- C157R: Reception Counter Fabric - 66" - 72" - \$275

- C154R: Reception Counter Fabric - 36" - 60" - \$195

**4 SELECT HARDWARE**





**"U" - STANDARD BRIDGE**

**STANDARD FEATURES**

- 1 Standard grommet - matches pull finish or specify black TM30, silver TM31 or antique brass TM33

[CLICK HERE TO VIEW PRODUCT INDEX](#)

**1 SELECT A STYLE**

DIMENSIONS		STYLE NUMBER	LIST PRICE	STYLE NUMBER	LIST PRICE	STYLE NUMBER	LIST PRICE
W" x D" x H"	WGT	"W" Veneer Veneer Top Veneer Chassis		"G" HPL High Pressure Laminate Top Veneer Chassis		"M" TFL Thermally Fused Laminate Top Thermally Fused Laminate Chassis	
72 x 24 x 42	185	CAP7242RP164W	1279	CAP7242RP164G	1279	CAP7242RP164M	1075
66 x 24 x 42	170	CAP6642RP164W	1155	CAP6642RP164G	1155	CAP6642RP164M	970
60 x 24 x 42	160	CAP6042RP164W	1029	CAP6042RP164G	1029	CAP6042RP164M	865
54 x 24 x 42	150	CAP5442RP164W	934	CAP5442RP164G	934	CAP5442RP164M	785
48 x 24 x 42	140	CAP4842RP164W	838	CAP4842RP164G	838	CAP4842RP164M	704

**C157R: Reception Counter Fabric (Choose Grade Below/Pricing Applies to All Sizes)**

COM	COL	1	2	3	4	5	6	7	8	9	10	11/ L1	12	13/ L2
201	N/A	280	320	360	400	440	480	520	560	600	640	680	720	800

**2 SELECT A FINISH      3 SELECT AN EDGE      5 OPTIONS**

"W" Veneer	"G" HPL	"M" TFL	
WAC	GAC	-	Amber Cherry
WRC	-	-	Caramel Cherry
WIC	GIC	-	Crimson Cherry
WEC	-	-	Ebony Cherry
WHC	GHC	MHC	Honey Cherry
WOC	GOC	-	Koko Cherry
WSC	-	-	Scotch Cherry
WEW	GEW	-	Executive Walnut
WRW	GRW	-	Gray Luster Walnut
WGW	-	MGW	Gunstock Walnut
WJW	-	-	Judicial Walnut
WNW	GNW	-	Natural Walnut
WTW	GTW	-	Studio Teak Walnut



Flat 3 mm

**ACCESSORIES**

- K28: Articulating keyboard w/ mouse pad - \$375

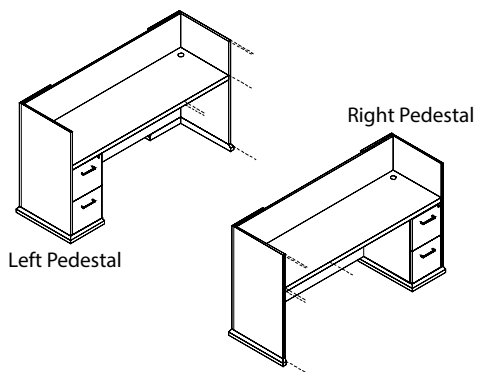
**GROMMETS (NON-STANDARD LOCATION)**

Provide drawing w/ Grommet Location and Specify Color - \$90 ea.

- Black: TM30-NS
- Silver: TM31-NS
- Antique Brass: TM33-NS

**4 SELECT HARDWARE**

Hardware Option Not Available



**"U" CREDENZA - FILE / FILE**

**STANDARD FEATURES**

- 2 Standard grommets - matches pull finish or specify black TM30, silver TM31 or antique brass TM33
- Fixed full modesty
- Full extension drawers - locking
- Hardwood base w/ mitred corners
- Hookup hardware
- Soft close suspension drawer(s)

[CLICK HERE TO VIEW PRODUCT INDEX](#)

**1 SELECT A STYLE**

DIMENSIONS		STYLE NUMBER	LIST PRICE	STYLE NUMBER	LIST PRICE	STYLE NUMBER	LIST PRICE
W" x D" x H"	WGT	"W" Veneer Top Veneer Chassis		"G" HPL High Pressure Laminate Top Veneer Chassis		"M" TFL Thermally Fused Laminate Top Thermally Fused Laminate Chassis	
<b>Left Pedestal</b>							
89 x 24 x 42	345	CAP8942RP938W	3902	CAP8942RP938G	3902	CAP8942RP938M	1698
72 x 24 x 42	275	CAP7242RP938W	3527	CAP7242RP938G	3527	CAP7242RP938M	1579
66 x 24 x 42	260	CAP6642RP938W	3402	CAP6642RP938G	3402	CAP6642RP938M	1525
<b>Right Pedestal</b>							
89 x 24 x 42	345	CAP8942RP939W	3902	CAP8942RP939G	3902	CAP8942RP939M	1698
72 x 24 x 42	275	CAP7242RP939W	3527	CAP7242RP939G	3527	CAP7242RP939M	1579
66 x 24 x 42	260	CAP6642RP939W	3402	CAP6642RP939G	3402	CAP6642RP939M	1525

**C157R: Reception Counter Fabric (Choose Grade Below/Pricing Applies to All Sizes)**

COM	COL	1	2	3	4	5	6	7	8	9	10	11/ L1	12	13/ L2
201	N/A	280	320	360	400	440	480	520	560	600	640	680	720	800

**2 SELECT A FINISH**

"W" Veneer	"G" HPL	"M" TFL	Finish
WAC	GAC	-	Amber Cherry
WRC	-	-	Caramel Cherry
WIC	GIC	-	Crimson Cherry
WEC	-	-	Ebony Cherry
WHC	GHC	MHC	Honey Cherry
WOC	GOC	-	Koko Cherry
WSC	-	-	Scotch Cherry
WEW	GEW	-	Executive Walnut
WRW	GRW	-	Gray Luster Walnut
WGW	-	MGW	Gunstock Walnut
WJW	-	-	Judicial Walnut
WNW	GNW	-	Natural Walnut
WTW	GTW	-	Studio Teak Walnut

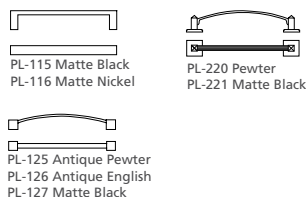
**3 SELECT AN EDGE**



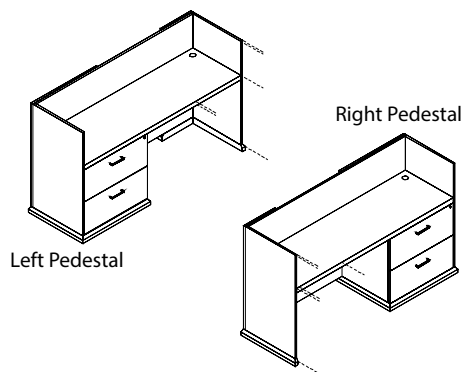
**5 OPTIONS**

- ACCESSORIES**
- K28: Articulating keyboard w/ mouse pad - \$375
- DRAWER**
- P6: Modify File/File to Box/Box/File - \$50
  - P33: Wood Drawer Upgrade - \$40 per drawer
- GROMMETS (NON-STANDARD LOCATION)**
- Provide drawing w/ Grommet Location and Specify Color - \$90 ea.
- Black: TM30-NS
  - Silver: TM31-NS
  - Antique Brass: TM33-NS

**4 SELECT HARDWARE**







**"U" CREDENZA - LATERAL FILE**

**STANDARD FEATURES**

- 2 Standard grommets - matches pull finish or specify black TM30, silver TM31 or antique brass TM33
- Full extension drawers - locking
- Hardwood base w/ mitred corners
- Hookup hardware
- Soft close suspension drawer(s)

**NOTES**

- Keyboard not available on 72" & 66" units

[CLICK HERE TO VIEW PRODUCT INDEX](#)

**1 SELECT A STYLE**

DIMENSIONS		STYLE NUMBER	LIST PRICE	STYLE NUMBER	LIST PRICE	STYLE NUMBER	LIST PRICE
W" x D" x H"	WGT	"W" Veneer Veneer Top Veneer Chassis		"G" HPL High Pressure Laminate Top Veneer Chassis		"M" TFL Thermally Fused Laminate Top Thermally Fused Laminate Chassis	
<b>Left Pedestal</b>							
89 x 24 x 42	395	CAP8942RP940W	4153	CAP8942RP940G	4153	CAP8942RP940M	1861
72 x 24 x 42	300	CAP7242RP940W	3777	CAP7242RP940G	3777	CAP7242RP940M	1741
66 x 24 x 42	285	CAP6642RP940W	3653	CAP6642RP940G	3653	CAP6642RP940M	1687
<b>Right Pedestal</b>							
89 x 24 x 42	395	CAP8942RP941W	4153	CAP8942RP941G	4153	CAP8942RP941M	1861
72 x 24 x 42	300	CAP7242RP941W	3777	CAP7242RP941G	3777	CAP7242RP941M	1741
66 x 24 x 42	285	CAP6642RP941W	3653	CAP6642RP941G	3653	CAP6642RP941M	1687

**C157R: Reception Counter Fabric (Choose Grade Below/Pricing Applies to All Sizes)**

COM	COL	1	2	3	4	5	6	7	8	9	10	11/ L1	12	13/ L2
201	N/A	280	320	360	400	440	480	520	560	600	640	680	720	800

**2 SELECT A FINISH**

"W" Veneer	"G" HPL	"M" TFL	
WAC	GAC	-	Amber Cherry
WRC	-	-	Caramel Cherry
WIC	GIC	-	Crimson Cherry
WEC	-	-	Ebony Cherry
WHC	GHC	MHC	Honey Cherry
WOC	GOC	-	Koko Cherry
WSC	-	-	Scotch Cherry
WEW	GEW	-	Executive Walnut
WRW	GRW	-	Gray Luster Walnut
WGW	-	MGW	Gunstock Walnut
WJW	-	-	Judicial Walnut
WNW	GNW	-	Natural Walnut
WTW	GTW	-	Studio Teak Walnut

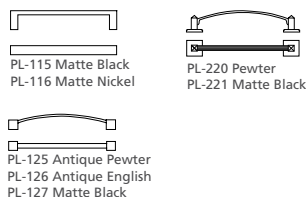
**3 SELECT AN EDGE**



**5 OPTIONS**

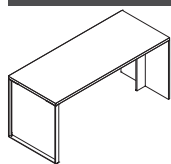
- ACCESSORIES**
- K28: Articulating keyboard w/ mouse pad - \$375
- DRAWER**
- P33: Wood Drawer Upgrade - \$40 per drawer
- GROMMETS (NON-STANDARD LOCATION)**
- Provide drawing w/ Grommet Location and Specify Color - \$90 ea.
- Black: TM30-NS
  - Silver: TM31-NS
  - Antique Brass: TM33-NS

**4 SELECT HARDWARE**



**BASE MODIFICATIONS**

**RUNOFF SLEIGH BASE**



STYLE NUMBER	LIST PRICE	SPECIFICATIONS
<b>24" Metal Sleigh Base</b> SSB24	450	- Metal Sleigh base - standard in silver finish
<b>30" Metal Sleigh Base</b> SSB30	475	
<b>36" Metal Sleigh Base</b> SSB36	495	

Available: - Central, NOT SO square, Spaces

**COMPUTER SUPPORT**

**DELUXE SINGLE MONITOR ARM W/ USB POST**



STYLE NUMBER	LIST PRICE	SPECIFICATIONS
MA1952	495	- (4) 2.0 USB Ports - Post Length: 22-1/2"H, Post Base Requires 80mm Dia. Hole - Spring Assist - Full Movement Arm, Arm Extends Up To 13 - 3/8" - Supports Screens Up To 24", Swivels 180 degrees - Mount Plate Tilts 85 degrees - Arm: Die Cast Aluminum

**Notes**  
- Surface Factory Bored / Ready To Install

Available: - All DARRAN Collections

**COMPUTER SUPPORT**

**DELUXE DOUBLE MONITOR ARM W/ USB POST**



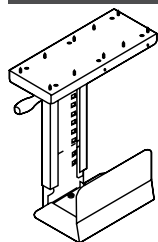
STYLE NUMBER	LIST PRICE	SPECIFICATIONS
MA2952	795	- (4) 2.0 USB Ports - Post Length: 22-1/2"H, Post Base Requires 80mm Dia. Hole - Spring Assist - Full Movement Arm, Arm Extends Up To 13 - 3/8" - Supports Screens Up To 24", Swivels 180 degrees - Mount Plate Tilts 85 degrees - Arm: Die Cast Aluminum

**Notes**  
- Surface Factory Bored / Ready To Install  
- Can Accommodate Up To 4 Monitors By Ordering Extra Double Arms.  
1 Extra Arm and 1 Double Clamp - Add\$305

Available: - All DARRAN Collections

**COMPUTER SUPPORT**

**CPU RETRACTABLE CRADLE**



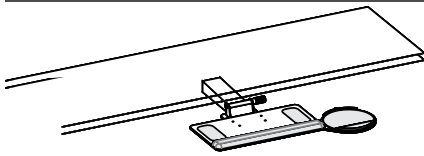
STYLE NUMBER	LIST PRICE	SPECIFICATIONS
K18	195	- Black Metal CPU Carriage - Full 360° swivel capability allows easy access to rear of CPU for cables / wires - Track allows 8- 1/2" extension - Width Adjustment 5-1/2" to 9-1/4" - Height adjustment 14- 5/8" to 20- 1/2" - Black epoxy finish

**Notes**  
- Factory Installed

Available: - All DARRAN Collections

COMPUTER SUPPORT

ARTICULATING KEYBOARD TRAY



STYLE NUMBER

*Factory Installed*

K28

*Field Installed*

K28F

LIST PRICE

375

395

SPECIFICATIONS

- Adjusts effortlessly - A simple one-handed motion allows the keyboard to be repositioned instantly, without the use of locks or levers
- Encourages low-risk postures - Maximizes adjustability within a safe operating range.
- Will last a lifetime - Exceeds all applicable BIFMA Standards and comes with a lifetime guarantee.

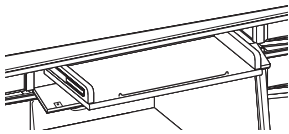
Notes

- Factory Installed (standard)
- FIELD INSTALL - \$395

Available: - All DARRAN Collections

COMPUTER SUPPORT

TRADITIONAL PULL-OUT DRAWER WITH KEYBOARD TRAY



STYLE NUMBER

K21

LIST PRICE

450

SPECIFICATIONS

- Traditional Pull-out Drawer w/Keyboard Tray

Available: - Jamestown

CONFERENCE DESK SUPPORT POST OPTIONS

WOOD DRUM



STYLE NUMBER

*6" Diameter Drum*

B6

LIST PRICE

395

SPECIFICATIONS

- Available in Walnut / Cherry / Maple
- Adjustable levelers
- Replaces standard metal round legs

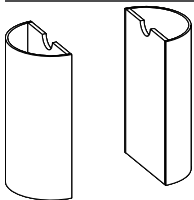
Notes

- Specify Finish

Available: - Central Park, NOT SO square

CONFERENCE DESK SUPPORT POST OPTIONS

WOOD HALF DRUM



STYLE NUMBER

*8" Half Drum*

HC08

*16" Diameter Drum*

HC16

LIST PRICE

695

895

SPECIFICATIONS

- Available in Walnut / Cherry / Maple
- Adjustable levelers

Notes

- Specify Finish

Available: - Central Park, NOT SO square, Richmond Park

CONFERENCE DESK SUPPORT POST OPTIONS

METAL OVAL "T" BASE



STYLE NUMBER

*Silver*

32MOTS

*Black*

32MOTB

LIST PRICE

595

595

SPECIFICATIONS

- 3" x 1" Aluminum square extrusion
- Leveler adjustment
- Oval Post

Available: - Silver or Black

DOOR MODIFICATIONS

SOFT CLOSE DOOR HINGE



STYLE NUMBER

D9SC

LIST PRICE

15 Per Door

SPECIFICATIONS

- Snap onto standard door hinge
- Requires (1) per door
- Max door height 43"
- Factory installed where specified
- Individually shipped for field installation

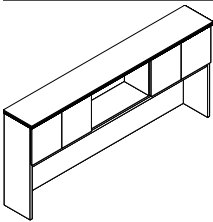
Notes

- Specify Each Item To Have Slow Close Feature

Available: - All DARRAN Collections

DOOR MODIFICATIONS

DELETE DOORS



STYLE NUMBER

D6

LIST PRICE

N/C

SPECIFICATIONS

- Standard Door overheads and cabinets can have door deleted for open access. Modification of hinge rails and structural components are made face ready.

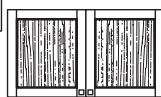
Available: - All DARRAN Collections

DOOR MODIFICATIONS

- REPLACE GLASS PANEL INSERT WITH VENEER PANEL INSERT



Glass Door



Wood Door

STYLE NUMBER

D35

LIST PRICE

30 per door

SPECIFICATIONS

- Replace glass panel insert with veneer panel insert

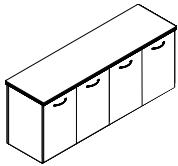
Notes

- Not Available on "M" skus
- Glass door has beveled glass
- Wood door w/ veneer insert - only available on "W" style

Available: - Capitol Park, Jamestown, Prado, Richmond Park

**DOOR MODIFICATIONS**

**DELETE DOORS/REPLACE BLACK LAMINATE SHELF W/ FINISHED SHELF**



**STYLE NUMBER**  
D6A

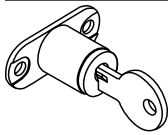
**LIST PRICE**  
N/C

**SPECIFICATIONS**  
- Delete doors and replace black laminate shelf with finished shelf

Available: - All Storage Credenzas ("W"/"G" Styles ).  
Excludes Rail.

**DOOR MODIFICATIONS**

**PANEL DOOR LOCK**



**STYLE NUMBER**  
D2

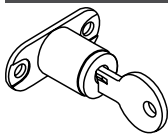
**LIST PRICE**  
95 Per Door Set

**SPECIFICATIONS**  
- Door Locks - 1 Door w/ Lock, Other Door w/ Catch Latch  
- Contact Customer Service regarding limited lock locations and keying.

Available: - Panel Doors, Wood Frame Doors, and Silverluma doors

**DOOR MODIFICATIONS**

**GLASS DOOR LOCK**



**STYLE NUMBER**  
D2-G

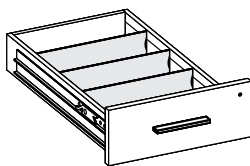
**LIST PRICE**  
195 Per Door Set

**SPECIFICATIONS**  
- Door Locks - 1 Door w/ Lock, Other Door w/ Catch Latch  
- Contact Customer Service regarding limited lock locations and keying.

Available: - Glass Doors

**DOOR MODIFICATIONS**

**BOX DRAWER ACCESSORIES**



**STYLE NUMBER**  
*Wood Drawer Dividers w/ Clips*  
K-DIV  
*Single Tray - Utility Tray*  
K-Sut

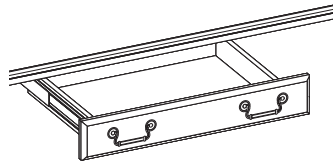
**LIST PRICE**  
SET OF 3 - 30  
30 each

**SPECIFICATIONS**  
- K-DIV Extra Wood Drawer Dividers with Clips, Top Box drawers standard with 1 divider  
- K-SUT Single Tray - Utility Tray, Specify Legal or Letter drawer width

Available: - All DARRAN Collections. Excludes Rail.

**DRAWER OPTIONS**

**TRADITIONAL CENTER DRAWER**



**STYLE NUMBER**  
K17  
*Add Skirt Option*  
K17-SK

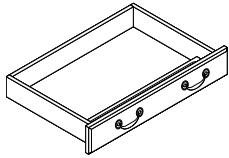
**LIST PRICE**  
225  
  
325

**SPECIFICATIONS**  
- Standard on desks in Jamestown Collection. Optional center drawers available for bullet conference desk, kneespace credenzas and corner units. 3 ply hardwood drawer / dowel construction profile shaped drawer front. Specify pull choice.

Available: - Jamestown

**DRAWER OPTIONS**

**FINISHED TRADITIONAL CENTER DRAWER**



**STYLE NUMBER**  
K30  
*Add Skirt Option*  
K30-SK

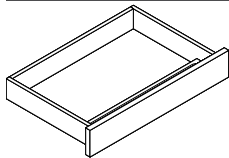
**LIST PRICE**  
195  
  
295

**SPECIFICATIONS**  
- Veneer drawer front finished to match unit veneer. Edges are scalloped to match standard drawers.  
- Standard with matching wood grain pencil tray  
- Pulls selected to match unit installed

Available: - Richmond Park

**DRAWER OPTIONS**

**FINISHED CENTER DRAWER**



**STYLE NUMBER**  
K31  
*Add Skirt Option*  
K31-SK

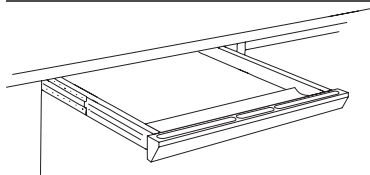
**LIST PRICE**  
195  
  
295

**SPECIFICATIONS**  
- Veneer drawer front finished to match unit W or G style veneer.  
- Ball bearing smooth operation  
- Drawer has lifetime guarantee  
- Standard with matching wood grain pencil tray  
- Laminate drawer front to match laminate unit (M style)

Available: - Central Park, NOT SO square, Rail

**DRAWER OPTIONS**

**PRADO/SPACES CENTER DRAWER - VENEER BOTTOM**



**STYLE NUMBER**  
*Factory Installed*  
K1  
*Field Installed*  
K1BVF

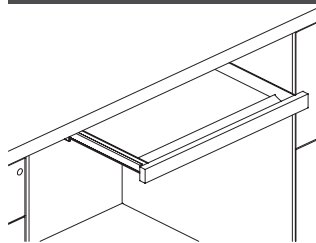
**LIST PRICE**  
275  
  
275

**SPECIFICATIONS**  
- Solid hardwood front beveled and rounded with recessed pencil tray.

Available: - Prado, Spaces

**DRAWER OPTIONS**

**CENTER DRAWER**

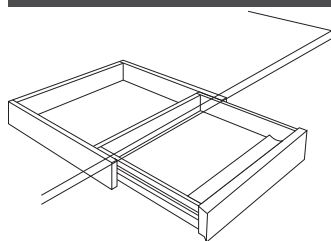


STYLE NUMBER	LIST PRICE	SPECIFICATIONS
<b>Factory Installed</b>		- Center Drawer - Factory Installed, Center Drawer - Field Installed
K1R	275	
<b>Field Installed</b>		
K1RF	275	

Available: - Rift

**DRAWER OPTIONS**

**CENTER DRAWER WITH SKIRT**

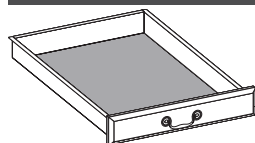


STYLE NUMBER	LIST PRICE	SPECIFICATIONS
<b>Factory Installed</b>		- Center Drawer - Factory Installed, Center Drawer - Field Installed
K2R	375	
<b>Field Installed</b>		
K2RF	375	
<b>Add Skirt Option</b>		
K2R-SK	475	

Available: - Rift

**DRAWER OPTIONS - BOTTOM COVER**

**BLACK DURA-LEATHER DRAWER BOTTOM COVERS**

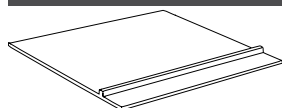


STYLE NUMBER	LIST PRICE	SPECIFICATIONS
P2	75	- Center drawer and Box/Tray drawers are covered in Black Duraleather that adds a prestigious touch.

Available: - Jamestown

**DRAWER OPTIONS - BOTTOM COVER**

**FELT BOTTOM CENTER DRAWER INSERT LINER**

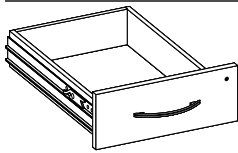


STYLE NUMBER	LIST PRICE	SPECIFICATIONS
K3	95	- Inserts into center drawer and features divider for open pen and pencil storage. Removable for easy cleaning. - Adds a luxurious touch to center drawers. - Color: Dark Brown Coal

Available: - All DARRAN Collections. Excludes Rail.

**DRAWER OPTIONS - UPGRADE**

**WOOD DRAWER UPGRADE**



**STYLE NUMBER**  
P33

**LIST PRICE**  
40 Per Drawer

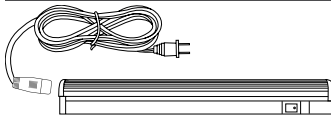
**SPECIFICATIONS**

- Dowel joint construction
- Hardwood veneer multi-ply drawer
- UV finish
- 1/4" Wood veneer bottoms
- File drawer bottoms are fiv block reinforced for heavy weight capacity
- Lifetime guaranteed

Available: - Central Park, Capitol Park, NOT SO square, Rail, Richmond Park

**LIGHTING**

**LT-LED TASK LIGHT**



**STYLE NUMBER**  
*24" Tasklight*  
LT-LED24  
*48" Tasklight*  
LT-LED48  
*60" Tasklight*  
LT-LED60  
*Linking Cable*  
LC22

**LIST PRICE**  
90  
165  
180  
20

**SPECIFICATIONS**

- Anodized aluminum finish
- Tilting beam allows adjustability
- Switch with dimming control
- 50,000 hour life
- 12V power drive standard with each task light 30 watt max

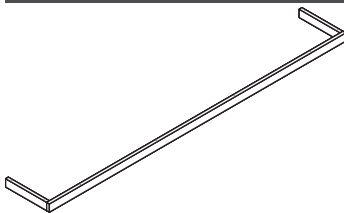
**Notes**

- LC22: 20" LT-LED Task light linking cable

Available: - All DARRAN Collections

**LIGHTING**

**DELETE TASK LIGHT CONCEALMENT APRON RAIL**



**STYLE NUMBER**  
WAR-D

**LIST PRICE**  
Deduct 125

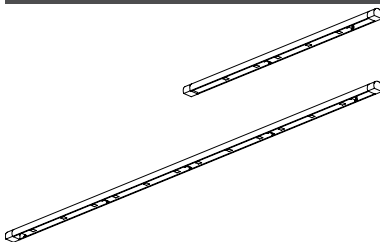
**SPECIFICATIONS**

- Delete Tasklight Concealment apron rail when a task light is not used on a wall hung unit

Available: - Wall Hung Units

**LIGHTING**

**SLIM LINE ALUMINUM LED TASK LIGHT**



**STYLE NUMBER**  
*24" Tasklight*  
LED24  
*48" Tasklight*  
LED48  
*60" Tasklight*  
LED60  
*Linking Package*  
DPC

**LIST PRICE**  
315  
445  
555  
Deduct 85 per task light

**SPECIFICATIONS**

- Anodized aluminum finish
- Tilting beam allows adjustability
- Switch with dimming control
- 50,000 hour life
- 12V power drive standard with each task light 30 watt max

**Notes**

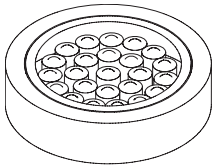
- Link multiple tasklights up to 30W of power wattage. Deletes 1 power drive

Available: - Rift and Spaces



**LIGHTING**

**LED INTERIOR CABINET PUCK LIGHT**



**STYLE NUMBER**

**LIST PRICE**

**SPECIFICATIONS**

**Starter Kit**  
LEDPK  
**1 LED Interior Puck Light**  
PK

295  
  
125

- Starter kit includes Infeed, 1 Puck Interior Light and the ability to daisy chain up to 6 total Puck Lights
- (1) LED Puck Light with 30W power drive and switch
- Recessed fixture
- 12V linking cord 98"L
- Silver finish
- 50,000 hour life
- 2 watt per light

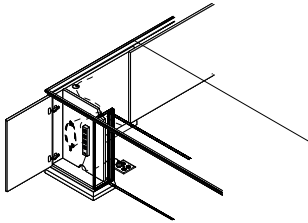
**Notes**

- Power drive included, Light only

Available: - Overhead/Tower Units with glass doors or no doors

**PEDESTAL MODIFICATIONS**

**BREAKFRONT PEDESTAL WITH WIRE MANAGEMENT CAVITY DOOR**



**STYLE NUMBER**

**LIST PRICE**

**SPECIFICATIONS**

PC10  
**Power Supply Cordset**  
PD717

95  
  
95

- Hinged pedestal front door offers easy access for wire management
- Wire hooks provide wire coil storage
- Wire access openings allow access to floor, cabinets interior and kneespace
- Cabinet interior is black finish
- Top grommet is positioned over cavity for access ease
- (Power Strip Optional)

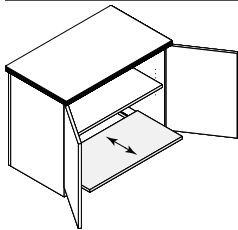
**Notes**

- Breakfront Chassis Only

Available: - All DARRAN Collections. Excludes Jamestown, Rail, Richmond, and Rift.

**PEDESTAL MODIFICATIONS**

**BLACK LAMINATE PRINTER PULLOUT BOTTOM SHELF**



**STYLE NUMBER**

**LIST PRICE**

**SPECIFICATIONS**

PPOS


214

- Black Laminate pullout shelf on suspension
- Black grommet
- Adjustable Shelf

Available: - All DARRAN Collections. Excludes Rail.

**PEDESTAL MODIFICATIONS**

**ADD VENEER KNEESPACE CABINETS - BASE**



**STYLE NUMBER**

**LIST PRICE**

**SPECIFICATIONS**

**Add Box/Box/File or File/File**

P40B

985

- Multi-file specify Box/Box Left or Right

**Add Lateral File 29" W**

P41B

1205

**Notes**

- Add additional Standard Cabinets To Kneespace Area.

**Add Multi-File - 31"W**

P42B

1205

**Add Storage With Doors 29"W**

P43B

1095

**Add CPU /Printer Cabinet - Open**

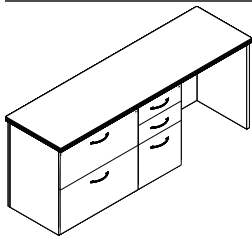
P44B

1095

Available: - Capitol Park, Jamestown, Prado, Richmond Park

**PEDESTAL MODIFICATIONS**

**ADD VENEER KNEESPACE CABINETS - NO BASE**



Available: - Central Park, NOT SO square

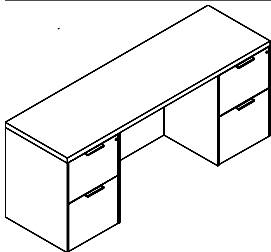
STYLE NUMBER	LIST PRICE
<i>Add Box/Box/File or File/File</i> P40W	875
<i>Add Lateral File 29" W</i> P41W	985
<i>Add Multi-File - 31"W</i> P42W	1095
<i>Add Storage With Doors 29"W</i> P43W	985
<i>Add CPU /Printer Cabinet - Open</i> P44W	985

**SPECIFICATIONS**  
- Multi-file specify Box/Box Left or Right

**Notes**  
- Add additional Standard Cabinets To Kneespace Area.

**PEDESTAL MODIFICATIONS**

**ADD TECH VENEER KNEESPACE CABINETS - NO BASE**



Available: - Rift

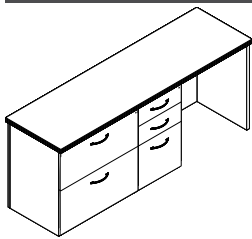
STYLE NUMBER	LIST PRICE
<i>Add Box/Box/File or File/File</i> P40T	1100
<i>Add Lateral File 29" W</i> P41T	1210
<i>Add Multi-File - 31"W</i> P42T	1320
<i>Add Storage With Doors 29"W</i> P43T	1210
<i>Add CPU /Printer Cabinet - Open</i> P44T	1210

**SPECIFICATIONS**  
- Multi-file specify Box/Box Left or Right

**Notes**  
- Add additional Standard Cabinets To Kneespace Area.

**PEDESTAL MODIFICATIONS**

**ADD MELAMINE (TFL) KNEESPACE CABINETS - NO BASE**



Available: - Central Park (TFL) and NOT SO square (TFL)

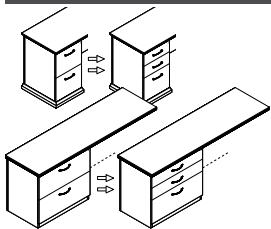
STYLE NUMBER	LIST PRICE
<i>Add Box/Box/File or File/File</i> P40M	688
<i>Add Lateral File 29" W</i> P41M	853
<i>Add Multi-File - 31"W</i> P42M	963
<i>Add Storage With Doors 29"W</i> P43M	765
<i>Add CPU /Printer Cabinet - Open</i> P44M	875

**SPECIFICATIONS**  
- Multi-file specify Box/Box Left or Right

**Notes**  
- Add additional Standard Cabinets To Kneespace Area.

**PEDESTAL MODIFICATIONS**

**MODIFY DRAWER CONFIGURATIONS**



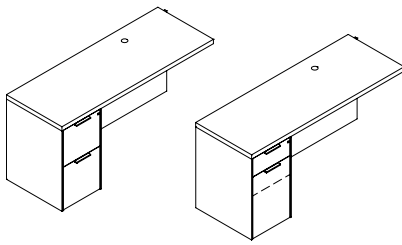
Available: - All DARRAN Collections. Excludes Rail.

STYLE NUMBER	LIST PRICE
<i>File/File to Box/Box/File</i> P6	50 per pedestal
<i>Box/Box/File to File/File</i> P6	50 per pedestal
<i>Lateral File to 2 Box Drawers</i> P8	95 per pedestal

**SPECIFICATIONS**  
- Modify File/File To Box/Box/File - Any Unit

**PEDESTAL MODIFICATIONS**

**MODIFY DRAWER CONFIGURATIONS**



**STYLE NUMBER**

*File/File to Box/Box/File*

P6H

*Lateral File to 2 Box Drawers*

P8

**LIST PRICE**

95 per pedestal

95 per pedestal

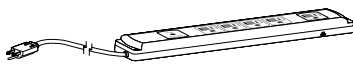
**SPECIFICATIONS**

- Modify File/File To Box/Hidden Box/File - Any Unit

Available: - Rift

**POWER / DATA**

**POWER SUPPLY CORDSET**



**STYLE NUMBER**

PD717

**LIST PRICE**

95

**SPECIFICATIONS**

- SIZE: 10.75"L x 2.0"W x 1.06"H

- (5) Outlets w/ 10' cord

- Surge suppression (720 Joules)

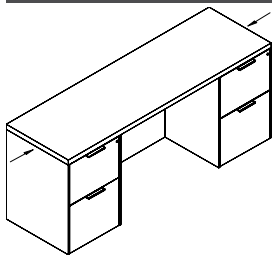
- 15 Amp breaker

- Available on: Vertical Panels, Cabinet Interiors, and under tops

Available: - All DARRAN Collections

**PRODUCT MODIFICATIONS**

**MODIFY WIDTH - OPEN KNEESPACE**



**STYLE NUMBER**

MOD-1

**LIST PRICE**

125

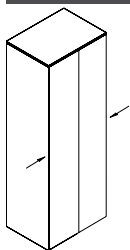
**SPECIFICATIONS**

- Modify width down on any unit with an open kneespace: desk, workstation credenza, bridge, return

Available: - All DARRAN Collections

**PRODUCT MODIFICATIONS**

**MODIFY WIDTH - OPEN/CLOSED STORAGE**



**STYLE NUMBER**

MOD-2

**LIST PRICE**

250

**SPECIFICATIONS**

- Modify width down on any unit with open or closed storage section: overheads, wall hung units, storage credenzas, towers

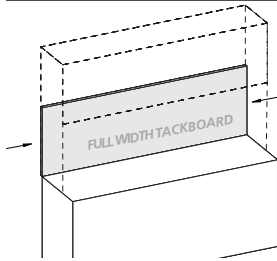
Available: - All DARRAN Collections

**PRODUCT MODIFICATIONS** **MODIFY WIDTH - OUTSIDE OF MOD-1, MOD-2**

STYLE NUMBER	LIST PRICE	SPECIFICATIONS
MOD-3	Contact Factory for Pricing	- Width modification outside of MOD-1 & MOD-2

Available: - All DARRAN Collections

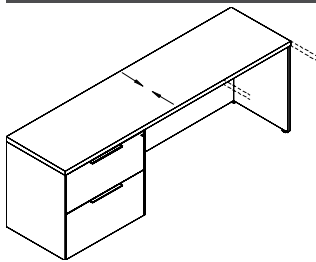
**PRODUCT MODIFICATIONS** **MODIFY WIDTH - TACKBOARD, SLAT WALL, VENEER PANEL, OR A GLASSBOARD**



STYLE NUMBER	LIST PRICE	SPECIFICATIONS
MOD-4	50	- Modify width down on tackboard, slat wall, veneer panel, or a overhead glassboard

Available: - All DARRAN Collections

**PRODUCT MODIFICATIONS** **MODIFY DEPTH - DECREASE DEPTH**

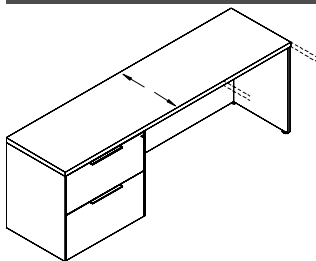


STYLE NUMBER	LIST PRICE	SPECIFICATIONS
MOD-5	125	- Modify depth down (minimum depth for a unit with drawers is 21"D)

**Notes**  
- Ex. 24" to 21", 30" to 24", and 36" to 30"

Available: - All DARRAN Collections

**PRODUCT MODIFICATIONS** **MODIFY DEPTH - INCREASE DEPTH**



STYLE NUMBER	LIST PRICE	SPECIFICATIONS
MOD-6	Add 10%	- Increase depth

**Notes**  
- Ex. 24" to 30", 30" to 36", and 36" to 42"

Available: - All DARRAN Collections. Excludes Rift.

**PRODUCT MODIFICATIONS**

**MODIFY HEIGHT**

**STYLE NUMBER**  
MOD-7

**LIST PRICE**  
Contact Factory  
for Pricing

**SPECIFICATIONS**  
- Modify height of a unit

Available: - All DARRAN Collections

**PRODUCT MODIFICATIONS**

**MODIFY CONFERENCE TABLE LENGTH AND WIDTH - 1 PIECE TOP**

**STYLE NUMBER**  
MOD-8

**LIST PRICE**  
125

**SPECIFICATIONS**  
- Modify length/width down on a 1 piece table top

Available: - Conferencing

**PRODUCT MODIFICATIONS**

**MODIFY CONFERENCE TABLE LENGTH AND WIDTH - 2/3 PIECE TOP**

**STYLE NUMBER**  
MOD-9

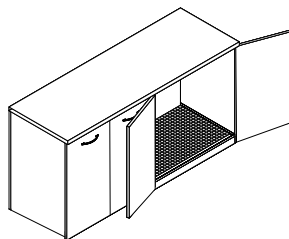
**LIST PRICE**  
250

**SPECIFICATIONS**  
- Modify length/width down on a 2 or 3 piece table top

Available: - Conferencing

**REFRIGERATOR MODIFICATION**

**REFRIGERATOR CABINET MODIFICATION**



**STYLE NUMBER**  
REF01

**LIST PRICE**  
195

**SPECIFICATIONS**  
- Open back cutout for venting  
- Moisture sponge mat  
- Contaminate ledge  
- Contact customer service for maximum refrigerator size  
(Changes based on unit).

Available: - Storage Credenzas

**SHAPED TOPS** **OVERHEAD/WALL HUNG SHAPED TOP**

STYLE NUMBER	LIST PRICE	SPECIFICATIONS
<b>99"W - 105"W</b>		- Shaped tops for overheads and wall hungs
TOH-1	405	
<b>58"W - 93"W</b>		
TOH-2	315	
<b>29"W - 47"W</b>		
TOH-3	203	

Available: - Central Park, Rail

**SHAPED TOPS** **BOOKCASE SHAPED TOP**

STYLE NUMBER	LIST PRICE	SPECIFICATIONS
<b>29"W - 35"W x 15"D</b>		- 15" D Shaped tops for bookcases
TOH-4	203	- Shaped on front

Available: - Central Park, Rail

**SHAPED TOPS** **TOWER SHAPED TOP**

STYLE NUMBER	LIST PRICE	SPECIFICATIONS
<b>16" Single Width Tower</b>		- 24" deep shaped tops for towers
TOH-5	158	- Shaped on front
<b>29"W - 46"W Tower</b>		
TOH-6	203	

Available: - Central Park, Rail

**SHAPED TOPS** **WORKSURFACE SHAPED TOP**

STYLE NUMBER	LIST PRICE	SPECIFICATIONS
<b>Shape Four Sides</b>		- S4S Applies to desk, bridge or any freestanding unit. This adds shapes or copes to two sides (desk, bridges) or one side and back of units (returns).
S4S	50	
<b>Shape Three Sides</b>		- S3S Applies to credenza units. This adds shapes to the two sides.
S3S	50	- Credenzas are shaped front standard with flat back
		<b>Notes</b>
		- Desk, Freestanding and Credenza units will grow 1" in width due to adding shapes on ends of units.

Available: - Central Park

**SHAPED TOPS** **PREMIUM EDGE - SHAPED WORKSURFACE TOP**

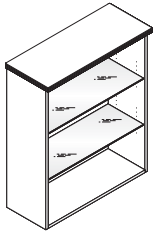
STYLE NUMBER	LIST PRICE	SPECIFICATIONS
<i>Shape Four Sides Premium Edge</i>		
S4S-PE	Add 10%	- S4S-PE Applies to desk, bridge or any freestanding unit. This adds shapes or copes to two sides (desk, bridges) or one side and back with hardwood rims (returns).
<i>Shape Three Sides Premium Edge</i>		
S3S-PE	Add 10%	- S3S-PE Shape Three Sides Premium Edge. Applies to credenza units. This adds shape to the two sides with hardwood rims.

\* 10% Upcharge includes 5% for premium edge

**Notes**  
- Desk, Freestanding and Credenza units will grow 1" in width due to adding shapes on ends of units.

Available: - Central Park

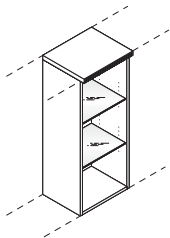
**SHELF MODIFICATIONS** **GLASS SHELVES - TEMPERED FULL WIDTH 26" - 35"**



STYLE NUMBER	LIST PRICE	SPECIFICATIONS
<i>26"W - 35"W x 14"D Shelf</i>		
GS14F	85	- Glass Shelves Replace Wood Shelf In Open Or Glass Door Cabinet. Also Order Interior Cabinet Lighting.

Available: - All DARRAN Collections

**SHELF MODIFICATIONS** **TEMPERED GLASS SHELVES FOR HALF CABINET 17- 1/2" WIDTHS**

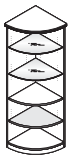


STYLE NUMBER	LIST PRICE	SPECIFICATIONS
<i>14-1/2"W - 17- 1/2"W x 14"D Shelf</i>		
GS14H	65 ea	- Glass Shelves Replace Wood Shelf In Open Or Glass Door Cabinet. Also Order Interior Cabinet Lighting.

**Notes**  
- Replace only adjustable shelves between cabinet light and fixed lower wood shelf.

Available: - All DARRAN Collections

**SHELF MODIFICATIONS** **CURVED CORNER GLASS SHELF**



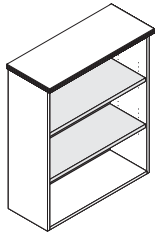
STYLE NUMBER	LIST PRICE	SPECIFICATIONS
GS14CC	85 ea	- Curved shelves feature glass retainer clips to prevent tipping

**Notes**  
- Replace only adjustable shelves between cabinet light and fixed lower wood shelf.

Available: - All DARRAN Collections. Excludes Rail.

**SHELF MODIFICATIONS**

**HEAVY DUTY SOLID WOOD BOOKCASE REPLACEMENT SHELVES**



**STYLE NUMBER**  
**1" Wood Shelf 14" Deep**  
 S714F  
**1" Wood Shelf 24" Deep**  
 S714FX

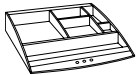
**LIST PRICE**  
 75 ea  
 150 each

**SPECIFICATIONS**  
 - 1" Solid Lumber Core Shelves Replace Standard 3/4" Plywood  
 Adjustable And Fixed Shelves

Available: - All DARRAN Collections. Excludes Rail.

**SLAT WALL ACCESSORIES**

**SLAT WALL ACCESSORY TRAY**



**STYLE NUMBER**  
 SWA9

**LIST PRICE**  
 45

**SPECIFICATIONS**  
 - Specify Black Or Matte Silver

Available: - All DARRAN Collections. Excludes Rail.

**SLAT WALL ACCESSORIES**

**SLAT WALL FOLDER TRAY**



**STYLE NUMBER**  
 SWA7

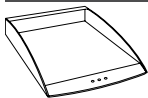
**LIST PRICE**  
 45

**SPECIFICATIONS**  
 - Specify Black Or Matte Silver

Available: - All DARRAN Collections. Excludes Rail.

**SLAT WALL ACCESSORIES**

**SLAT WALL PAPER TRAY**



**STYLE NUMBER**  
 SWA2

**LIST PRICE**  
 35

**SPECIFICATIONS**  
 - Specify Black Or Matte Silver

Available: - All DARRAN Collections. Excludes Rail.



SLAT WALL ACCESSORIES

SLAT WALL PENCIL HOLDER



**STYLE NUMBER**  
SWA4

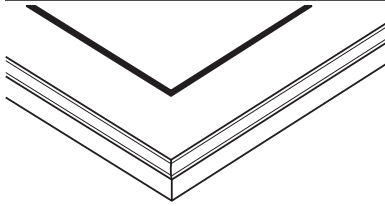
**LIST PRICE**  
25

**SPECIFICATIONS**  
- Specify Black Or Matte Silver

Available: - All DARRAN Collections. Excludes Rail.

SPECIALTY VENEER ACCENTS

BLACK EBONY WOOD INLAY IN ONE PIECE CONFERENCE TOP



**STYLE NUMBER**  
*One Piece Conference Top*  
T30  
*Two Piece Conference Top*  
T31

**LIST PRICE**  
735  
  
1480

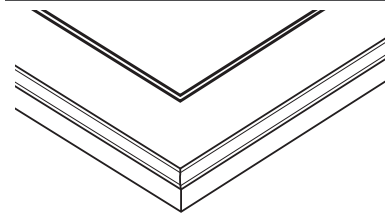
**SPECIFICATIONS**  
- Standard veneer top is routed for Ebony wood inlay 1/8" x 3/16" width line. Inlay wood is miter jointed in the corners, hand fitted, glued and sanded flush with top veneer. Inlay forms a 3" border to top edge

**Notes**  
- Hand fitted miter corner Black Ebony wood inlay installed in standard wood veneer tops

Available: - Conferencing Tops.

SPECIALTY VENEER ACCENTS

BLACK/WHITE/BLACK WOOD INLAY



**STYLE NUMBER**  
*One Piece Top*  
T30BWB  
*Two Piece Top*  
T31BWB

**LIST PRICE**  
950  
  
1795

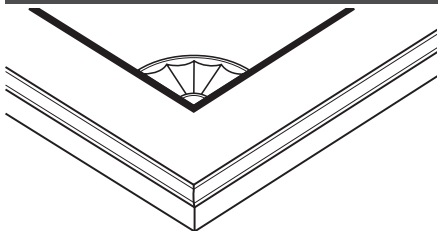
**SPECIFICATIONS**  
- Standard veneer top is routed for wood inlay 1/8" x 3/16" width line. Each color is 1/16" wide. White inlay line is finished over providing a subtle contrast to line detail

**Notes**  
- Hand fitted miter corner ebony-maple-ebony wood inlay installed in standard veneer top  
- The center white line can be masked off preventing color stains from penetrating. Final top coats are applied over the white line.

Available: - Conferencing Tops

SPECIALTY VENEER ACCENTS

BLACK EBONY WOOD INLAY W/ WOOD FAN DETAIL - 1 PIECE CONFERENCE TABLE TOP



**STYLE NUMBER**  
*One Piece Top*  
T51  
*Two Piece Top*  
T52

**LIST PRICE**  
1160  
  
2110


**SPECIFICATIONS**  
- Standard veneer top is routed for wood inlay 1/8" x 3/16" width line. With each 90 degree corner routed for Quarter circle fan inlays. Inlay fans combined with solid black inlay preserves an old traditional appearance. Fans are handcrafted from teakwood, rosewood, mahogany, and other exotic woods. Each piece of veneer is shaded by burning and is hand fitted to a perfect fan shape - truly and old world craft  
- Conference tables: 4 fans, one in each corner per top section

**Notes**  
- Hand fitted miter corner wood inlay and fan installed in standard veneer top  
- Only available on square/ rectangle tops

Available: - Conferencing Tops

**SPECIALTY VENEER ACCENTS**

**CROTCH MAHOGANY INFIELD WITH MITERED BORDER**



**STYLE NUMBER**

- TCB-1 - 84 x 36/42
- TCB-2 - 72 x 36/42
- TCB-3 - 72 x 30/36

**LIST PRICE**

- 1895
- 1795
- 1695

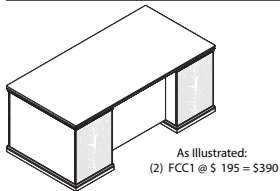
**SPECIFICATIONS**

- Center balanced butt and book matched crotch mahogany
- 35 sheen non-rubbed finish ensures maximum durability

Available: - Jamestown, Prado

**SPECIALTY VENEER ACCENTS**

**CROTCH MAHOGANY DESK PEDESTAL FRONTS**



Desk Approach  
Pedestal Fronts

**STYLE NUMBER**

FCC1

**LIST PRICE**

195 per pedestal

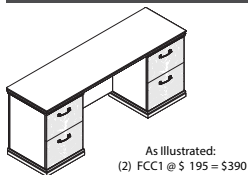
**SPECIFICATIONS**

- Center balanced butt and book matched crotch mahogany
- 35 sheen non-rubbed finish ensures maximum durability

Available: - Jamestown, Prado

**SPECIALTY VENEER ACCENTS**

**CROTCH MAHOGANY DRAWER FRONTS**



Box/Box/File or File/File  
Drawer Fronts

**STYLE NUMBER**

FCC1

**LIST PRICE**

195 per pedestal

**SPECIFICATIONS**

- Center balanced butt and book matched crotch mahogany
- 35 sheen non-rubbed finish ensures maximum durability

Available: - Jamestown, Prado

**SPECIALTY VENEER ACCENTS**

**CROTCH MAHOGANY DOUBLE WIDTH PANEL FRONTS**



All Three Illustrations Represent: (1) FCC2 @ \$395

30-32-36 Width  
FCC-2 \$395 per Panel Set

**STYLE NUMBER**

FCC2

**LIST PRICE**

395 per Panel Set

**SPECIFICATIONS**

- Center balanced butt and book matched crotch mahogany
- 35 sheen non-rubbed finish ensures maximum durability

Available: - Jamestown, Prado

**SPECIALTY VENEER ACCENTS**

**CROTCH MAHOGANY DOUBLE WIDTH/ DOUBLE HEIGHT FRONTS**



**STYLE NUMBER**  
FCC3

**LIST PRICE**  
895 per Panel Set

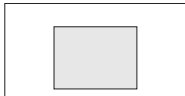
**SPECIFICATIONS**  
- Center balanced butt and book matched crotch mahogany  
- 35 sheen non-rubbed finish ensures maximum durability

Both Illustrations Represent:  
(1) FCC3 @ \$895 - Panel Set  
52" Center Balance Butt & Bookmatch  
30-36 Width  
FCC-3 \$895 per Panel Set

Available: - Jamestown, Prado

**SPECIALTY VENEER ACCENTS**

**RECTANGLE INLAY - RECESSES DURA-LEATHER WRITING SURFACE**



RECTANGLE INLAY

**STYLE NUMBER**  
RL-29A

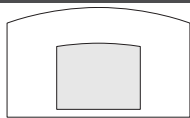
**LIST PRICE**  
895

**SPECIFICATIONS**  
- Recessed inlay desk pads are covered with Alomost Leather from Paul Brayton Designs.  
- DARRAN will gladly custom quote other inlay materials ie: solid surfaces, biocomposites, metallic laminates, or genuine leather to match seating

Available: - All DARRAN Collections

**SPECIALTY VENEER ACCENTS**

**BOWFRONT INLAY - RECESSES DURA-LEATHER WRITING SURFACE**



BOWFRONT INLAY

**STYLE NUMBER**  
RL-31A


**LIST PRICE**  
995

**SPECIFICATIONS**  
- Recessed inlay desk pads are covered with Alomost Leather from Paul Brayton Designs.  
- DARRAN will gladly custom quote other inlay materials ie: solid surfaces, biocomposites, metallic laminates, or genuine leather to match seating

Available: - All DARRAN Collections

**SPECIALTY VENEER ACCENTS**

**RECTANGLE INLAY - EBONY HARDWOOD INLAY DETAIL**



RECTANGLE INLAY

**STYLE NUMBER**  
T10SA

**LIST PRICE**  
895

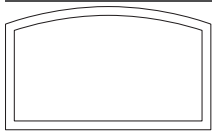
**SPECIFICATIONS**  
- 3/16" x 3/16" thick hardwood ebony inlay is handfitted and glued into routed top and sanded flush with surface  
- Inlay is finished over with all finish steps

**Notes**  
- Ebony inlay not recommended in: Koko Cherry

Available: - All DARRAN Collections

**SPECIALTY VENEER ACCENTS**

**BOWFRONT INLAY - EBONY HARDWOOD INLAY DETAIL**



CURVED INLAY

**STYLE NUMBER**

T11SA

**LIST PRICE**

995

**SPECIFICATIONS**

- 3/16" x 3/16" thick hardwood ebony inlay is handfitted and glued into routed top and sanded flush with surface
- Inlay is finished over with all finish steps

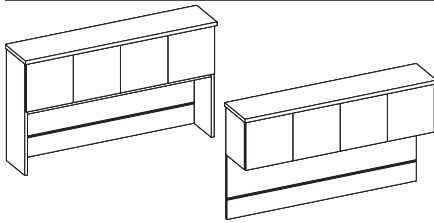
**Notes**

- Ebony inlay not recommended in: Koko Cherry

Available: - All DARRAN Collections

**TOOL CHANNEL ACCESSORIES**

**RECESSED ALUMINUM TOOL CHANNEL**



**STYLE NUMBER**

ATB02

**LIST PRICE**

5 per 1"W

**SPECIFICATIONS**

- Anodized aluminum finish
- Fully recessed
- Finish matches anodized aluminum accessories
- Can be specified with fabric tack surface mounted above channel


**Notes**

- If using tool channel with wallhung overhead, a veneer panel must be specified.

Available: - All DARRAN Collections. Excludes Rail.

**TOOL CHANNEL ACCESSORIES**

**FILE HOLDER**



**STYLE NUMBER**

ATB37

**LIST PRICE**

105

**SPECIFICATIONS**

- For Console/Wall Hung Back Panels With Optional Tool Bar
- 18 Gauge Steel - Stamp Formed
- Silver Powderdercoat Finish

Available: - All DARRAN Collections. Excludes Rail.

**TOOL CHANNEL ACCESSORIES**

**IPHONE HOLDER**



**STYLE NUMBER**

ATB31

**LIST PRICE**

120


**SPECIFICATIONS**

- For Console/Wall Hung Back Panels With Optional Tool Bar
- 18 Gauge Steel - Stamp Formed
- Silver Powderdercoat Finish
- 5" x 3 -3/4"W
- Non-slip Neoprene pad

Available: - All DARRAN Collections. Excludes Rail.

**TOOL CHANNEL ACCESSORIES**

**LARGE SHELF**



**STYLE NUMBER**  
ATB35


**LIST PRICE**  
125

**SPECIFICATIONS**  
- 12"W x 10"D

Available: - All DARRAN Collections. Excludes Rail.

**TOOL CHANNEL ACCESSORIES**

**PENCIL PEN HOLDER**



**STYLE NUMBER**  
ATB38

**LIST PRICE**  
115

**SPECIFICATIONS**  
- For Console/Wall Hung Back Panels With Optional Tool Bar  
- 18 Gauge Steel - Stamp Formed  
- Silver Powdercoat Finish  
- 5"H x 4"W x 4"D

Available: - All DARRAN Collections. Excludes Rail.

**TOOL CHANNEL ACCESSORIES**

**SMALL SHELF**



**STYLE NUMBER**  
ATB36


**LIST PRICE**  
110

**SPECIFICATIONS**  
- 12"W x 6 -3/4"D

Available: - All DARRAN Collections. Excludes Rail.

**TOOL CHANNEL ACCESSORIES**

**TABLET HOLDER**



**STYLE NUMBER**  
ATB30

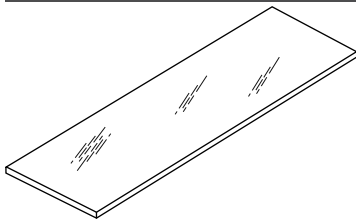
**LIST PRICE**  
135

**SPECIFICATIONS**  
- For Console/Wall Hung Back Panels With Optional Tool Bar  
- 18 Gauge Steel - Stamp Formed  
- Silver Powdercoat Finish  
- 10" x 8"W  
- Non-slip Neoprene pad

Available: - All DARRAN Collections. Excludes Rail.

TOP MODIFICATION

1/4" RECTANGLE SOFT ETCH GLASS RUNOFF WORKSURFACE



STYLE NUMBER

SEGW8436  
 SEGW8430  
 SEGW7836  
 SEGW7830  
 SEGW7230  
 SEGW6630  
 SEGW6030

LIST PRICE

2210  
 1870  
 2070  
 1750  
 1630  
 1515  
 1395

SPECIFICATIONS

- 1/4" Soft etch glass  
 - Back painted white glass

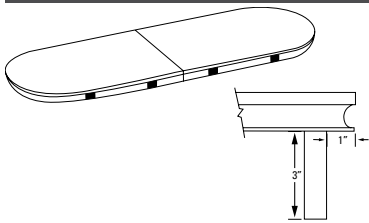
Notes

- Additional colors can be custom quoted. Contact factory for pricing.

Available: - Rift Runoff Worksurface

TOP MODIFICATION

TOP APRON RAIL



STYLE NUMBER

TAR

LIST PRICE

Add 10% to top price for apron only

SPECIFICATIONS

- 3 x 3/4 thick apron rail is set back under top 1".  
 - Apron rail is recommended for fixed port installation for power/data support.


Notes

- Select power/data support separately.  
 - See power options for available apron power: UDT2/VD-SM

Available: - Conferencing Tops Only

TOP MODIFICATION

TOP APRON RAIL



STYLE NUMBER

TAR-M

LIST PRICE

Add 15% (Apron rail with beltline detail)

SPECIFICATIONS

- Traditional with apron rail and molding - available in Cherry and Walnut.


Notes

- Select power/data support separately.  
 - See power options for available apron power: UDT2/VD-SM

Available: - Conference tops only

WIRE MANAGEMENT

HORIZONTAL J-CHANNEL WIRE MANAGEMENT RACEWAY



STYLE NUMBER

W1

LIST PRICE

75 Per 4 Foot Section

SPECIFICATIONS

- 4' section for field installation.  
 - The "J" shape black thermoplastic wire raceway may be added to specified worksurface tops to provide concealed channeling of wires to and from worksurface grommets. For use in open kneespace areas, raceway is attachable to top of back panel with pan head screws. Interior dimensions are 1" x 1- 1/2" providing ample storage for multiple wires and excess cable. Front of raceway flexes out for easy cord insertion.

Notes

- Units w/ Wire Channel Standard.  
 - Field Installation

Available: - All DARRAN Collections.

WIRE MANAGEMENT

HORIZONTAL U-CHANNEL WIRE MANAGEMENT RACEWAY



**STYLE NUMBER**  
W2A

**LIST PRICE**  
75 Per 4 Foot Section

**SPECIFICATIONS**  
- 4' section for field installation.

**Notes**  
- Units w/ Wire Channel Standard.  
- Field Installation

Available: - All DARRAN Collections.

WIRE MANAGEMENT

COIL WIRE MANAGER



**STYLE NUMBER**  
W18

**LIST PRICE**  
150

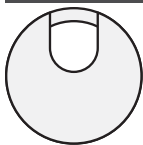
**SPECIFICATIONS**  
- Weighted Base, Table attachment plate  
- 39- 1/2" Length  
- Black

**Notes**  
- Location

Available: - All DARRAN Collections.

WIRE MANAGEMENT

STANDARD LOCATION GROMMETS - FACTORY INSTALLED



**STYLE NUMBER**  
*Standard Location Grommet*

**Black**  
TM30

**Silver**  
TM31

**Antique Brass**  
TM33

**White**  
TM34

**LIST PRICE**

45

45

45

45

45

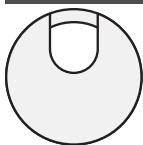
**SPECIFICATIONS**  
- 1 -5/8" Metal Grommet

**Notes**  
- \*Units w/ Grommets Standard Are Noted Under Standard Features. Grommets Match Pull Finish - Standard (Unless Specified Otherwise)

Available: - All DARRAN Collections.

WIRE MANAGEMENT

NON-STANDARD LOCATION GROMMETS - FACTORY INSTALLED



**STYLE NUMBER**  
*Non-Standard Location Grommet*

**Black**  
TM30 -NS

**Silver**  
TM31 -NS

**Antique Brass**  
TM33 -NS

**White**  
TM34 -NS

**LIST PRICE**

90

90

90

90

90

**SPECIFICATIONS**  
- 1 -5/8" Metal Grommet

**Notes**  
- \*Units w/ Grommets Standard Are Noted Under Standard Features. Grommets Match Pull Finish - Standard (Unless Specified Otherwise)

Available: - All DARRAN Collections

**WIRE MANAGEMENT**

**BLACK PLASTIC VERTICAL SURFACE GROMMETS - FACTORY INSTALLED**

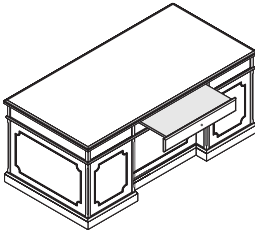


STYLE NUMBER	LIST PRICE	SPECIFICATIONS
<i>Standard Location Grommet</i>		- 2 " Black Plastic Grommet
TM50-C	45	<b>Notes</b> - Standard Location is Bottom Center
<i>Non-Standard Location Grommet</i>		
TM50-NS	90	

Available: - All DARRAN Collections

**WORKSTATION**

**CLIENT PULLOUT WRITING SHELF**



STYLE NUMBER	LIST PRICE	SPECIFICATIONS
CP-1	425	- CP-1: Client pull-out writing shelf for executive chassis desk
CP-2	625	- CP-2: Client pull-out writing shelf for conference desk

Available: - Jamestown



**AIRCHARGE WIRELESS CHARGING GROMMET**

STYLE NUMBER	LIST PRICE
ACWG WIRELESS GROMMET	\$575
ACWR WIRELESS RECEIVER W/ LIGHTNING CABLE	\$170

**SPECIFICATIONS**

- AirCharge offers a convenient way to charge any Qi compatible smartphone or device without the need to carry charging cables or find an available power outlet. Devices not equipped with the Qi technology, can be adapted to accept a charge from the grommet with the AirCharge Wireless Receiver.
- Size: 3.33" DIA x .75"D
- Compatible with an Qi rated device, Contact Customer Service for compatibility list
- Non-Qi device can be adapted to accept AirCharge unit with an ACWR AirCharge Wireless Receiver (compatible with iPhone)
- Surface Mount
- 78" Cord
- Standard Black Aluminum Finish; Available in White Aluminum or Black Finish upon request

**AVAILABLE**

- All Darran Collections



AirCharge Wireless Grommet



iphone w/ ACWR



Black Aluminum



Black Finish



White Aluminum

## COVE POWER UNIT - NON-LINKING

STYLE NUMBER	LIST PRICE
 PD COVE PLUG Non-Linking Version	\$550

**SPECIFICATIONS**

- Size 5.75" L x 2.5" W
- (2) 15 Amp Receptacles and (2) USB charging ports
- Surface Mount
- 108" Cord
- Standard Silver Finish, Available in White or Black Finish upon request
- ETL Listed

**AVAILABLE**

- All Darran Collections



## COVE POWER UNIT WITH DAISYLINK

### STYLE NUMBER

### LIST PRICE

#### STARTER UNITS



#### COV-DCH HARDWIRED

\$710

Includes (1) Cove unit with Hardwire Infeed - 120"

#### COV-DCP PLUG

\$800

Includes (1) Cove unit with Plug infeed - Includes 72" Cord and 32" Infeed Jumper for 104" total cord infeed

#### ADDITIONAL LINKING UNITS

#### COV-DCL

\$575 EACH

Includes Linking Cove unit and Jumper up to 96", cable length determined by the top size

### SPECIFICATIONS


- Size: 5.75" L x 2.5" W
- (2) 15 Amp Receptacles and (2) 2.1 Amp USB charging ports
- Surface Mount
- Max Daisy Chain - Hardwire - (9) units; Plug/Corded - (4) units
- Standard Silver Finish, Available in White or Black Finish upon request
- ETL Listed

### AVAILABLE

- All Darran Collections



## COVE CORDED SERIES

STYLE NUMBER	LIST PRICE
 PD-COVE-PKO	\$800

**SPECIFICATIONS**

- Size 9.5" L x 2.5" W x 3.18" D
- (2) Power Receptacles, (2) 2.1 Amp USB charging ports and (1) Telecom Plate Knockout
- Surface Mount
- 108" Cord
- Standard Silver Finish, Available in White or Black Finish upon request
- ETL Listed

**AVAILABLE**




- All Darran Collections

**TELECOM PLATES**

*THIS POD CAN HAVE UP TO 1 TOTAL PLATES*

STYLE NUMBER	LIST PRICE
RJ45 (1)	\$35
RJ45 (2)	\$70
RJ45 (3)	\$105
USB (1)	\$70
USB (2)	\$140
RJ11/RJ45	\$70
RJ45/USB	\$105
RJ45/HDMI	\$190
HDMI/DVI	\$325
HDMI/USB	\$205
HDMI/VGA	\$240
VGA/MINI-STEREO	\$155
VGA/USB	\$175

## PDFAA FLUSH DATA BAY ANODIZED ALUMINUM DOOR

	STYLE NUMBER	LIST PRICE
	PDFAA-H Hardwired	\$1195
	PDFAA-C Plug	\$1195
	PDFAA-DC Daisy Chain	\$1395

Features convenience plug on bottom - Max Daisy chain (4) units  
 - Specify hardwired or plug for the first unit in series, daisy chained units will have a plug for connection through convenience plug.

## SPECIFICATIONS

- Size 13.75"L x 6.375"W x 2.85"D
- (4) 15 Amp receptacles
- Surface Mount
- Standard Interior Black Finish
- Specify up to (4) Telecom Plates; (2) on side and (2) on bottom
- Corded units are UL Listed and CSA Certified. Hardwired Units are CSA Certified



## AVAILABLE




- All Darran Collections
- Excludes Rail, Grove

## TELECOM PLATES

*THIS POD CAN HAVE UP TO 4 TOTAL PLATES*

STYLE NUMBER	LIST PRICE
RJ45 (1)	\$35
RJ45 (2)	\$70
RJ45 (3)	\$105
USB (1)	\$70
USB (2)	\$140
RJ11/RJ45	\$70
RJ45/USB	\$105
RJ45/HDMI	\$190
HDMI/DVI	\$325
HDMI/USB	\$205
HDMI/VGA	\$240
VGA/MINI-STEREO	\$155
VGA/USB	\$175

**PDFAF FLUSH DATA BAY FROSTED GLASS DOOR WITH DAISYLINK**

	STYLE NUMBER	LIST PRICE
	PDFAF-H HARDWIRED	\$1095
	PDFAF-C PLUG	\$1095
	PDFAF-DC DAISY CHAIN	\$1295

Features convenience plug on bottom - Max Daisy chain (4) units  
 - Specify hardwired or plug for the first unit in series, daisy chained units will have a plug for connection through convenience plug.



**SPECIFICATIONS**

- Size 13.75”L x 6.375”W x 2.85”D
- (4) 15 Amp receptacles
- Surface Mount
- Standard Interior Black Finish
- Specify up to (4) Telecom Plates; (2) on side and (2) on bottom
- Corded units are UL Listed and CSA Certified. Hardwired Units are CSA Certified

**AVAILABLE**

- All Darran Collections
- Excludes Rail, Grove



**TELECOM PLATES**

*THIS POD CAN HAVE UP TO 4 TOTAL PLATES*

STYLE NUMBER	LIST PRICE
RJ45 (1)	\$35
RJ45 (2)	\$70
RJ45 (3)	\$105
USB (1)	\$70
USB (2)	\$140
RJ11/RJ45	\$70
RJ45/USB	\$105
RJ45/HDMI	\$190
HDMI/DVI	\$325
HDMI/USB	\$205
HDMI/VGA	\$240
VGA/MINI-STEREO	\$155
VGA/USB	\$175

**REEF POWER UNIT WITH DAISYLINK**

**STYLE NUMBER**

**LIST PRICE**



REF310 PLUG

\$1100

**SPECIFICATIONS**

- Size 16.1”L x 6.25”W x 4.89”D
- (3) 120V Receptacles, (2) USB charging ports and (2) Knockouts for RJ45 Data Ports
- Surface Mount
- 108” Cord
- Features Convenience Plug on bottom of unit that allows for max (3) Daisy Chain
- Standard Black Finish, Available in White or Silver Finish upon request
- Additional Telecom Plate Knockout
- When used with Grove Tables an additional \$350 LIST will apply for the special cutout required.
- RJ45 for Knockouts not required. If not ordered a small hole will be present in this this location
- ETL Listed

**AVAILABLE**

- Grove
- Conferencing



**TELECOM PLATES**

*THIS POD CAN HAVE UP TO 1 TOTAL PLATES*

STYLE NUMBER	LIST PRICE
RJ45 (1)	\$35
RJ45 (2)	\$70
RJ45 (3)	\$105
USB (1)	\$70
USB (2)	\$140
RJ11/RJ45	\$70
RJ45/USB	\$105
RJ45/HDMI	\$190
HDMI/DVI	\$325
HDMI/USB	\$205
HDMI/VGA	\$240
VGA/MINI-STEREO	\$155
VGA/USB	\$175



## SECLUSION CORDED POWER UNIT NON-LINKING

## STYLE NUMBER

## LIST PRICE



P2SECL

\$245

Choose from plate mount or clamp mount (seen in photo)

## SPECIFICATIONS

- Size: 3.5"L x 2.2"D x 2.5"H
- (2) Power Receptacles
- Worksurface Clamp Mount or Plate Under Surface Mount
- Clamp Accessory accommodates table thickness up to 2"
- 72" Cord
- Standard Silver Finish, Black Finish available upon request
- UL/UCL Listed

## AVAILABLE


- All Darran Collections



Clamp Mount



**UDT POWER UNIT - NON-LINKING**

STYLE NUMBER	LIST PRICE
 <b>UDT2/VD-SM PLUG</b> Non-Linking	\$350



**SPECIFICATIONS**

- Size 6.5"L x 2.81"D x 1.26"H
- (2) Power receptacles and (1) Telecom Plate Cutout
- Side Mount, if Top Mount is required contact customer service
- 72" Cord
- Standard Black Powdercoat Finish
- Used in Apron Rails
- UL Listed

**AVAILABLE**


- Conferencing Apron Rails

**TELECOM PLATES**

*THIS POD CAN HAVE UP TO 1 TOTAL PLATES*

STYLE NUMBER	LIST PRICE
RJ45 (1)	\$35
RJ45 (2)	\$70
RJ45 (3)	\$105
USB (1)	\$70
USB (2)	\$140
RJ11/RJ45	\$70
RJ45/USB	\$105
RJ45/HDMI	\$190
HDMI/DVI	\$325
HDMI/USB	\$205
HDMI/VGA	\$240
VGA/MINI-STEREO	\$155
VGA/USB	\$175

## VILLA POWER UNIT - NON-LINKING

STYLE NUMBER	LIST PRICE
 VIL-C PLUG Non-Linking	\$515

## SPECIFICATIONS

- Size: Top Grommet 5.68"L X 3.39"W; Under Top 12"L x 3.13"W x 3.08"D
- (2) Power receptacles; (2) USB charging ports and (1) Knockouts for RJ45 Data Ports
- Surface Mount
- 72" Cord (Longer cord available, contact Customer Service)
- Standard Silver Finish, Black Finish available upon request
- UL or ETL Certified

## AVAILABLE

- All Darran Collections
- Excludes Grove

## RJ45 KNOCKOUT

STYLE NUMBER	LIST PRICE
RJ45 (1)	\$35



**VILLA POWER UNIT WITH DAISYLINK**

**STYLE NUMBER LIST PRICE**

**STARTER UNITS**



**VIL-DCH HARDWIRED** \$600  
Includes (1) Villa unit with 120" Hardwire Infeed



**VIL-DCP PLUG** \$695  
Includes (1) Villa with Plug Infeed - Includes 72" Cord and 32" Infeed Jumper for 104" total cord infeed

**ADDITIONAL LINKING UNITS**

**VIL-DCL ADDITIONAL** \$590  
(Includes linking Villa and Jumper cable up to 96")

**SPECIFICATIONS**

- Size: Top Grommet 5.68" L X 3.39"W; Under Top 12"L x 3.13"W x 3.08"D
- (4) Power receptacles; (2) surface and (2) undersurface, (2) 2.1A USB charging ports and (1) Knockout for RJ45 Data Port
- Surface Mount
- Daisy Chain - Hardwire Max (10) Units, Plug/Corded Max (5) Units
- Standard Silver Finish, Black Finish available upon request
- UL or ETL Certified

**AVAILABLE**

- All Darran Collections
- Excludes Grove



**RJ45 KNOCKOUT**

STYLE NUMBER	LIST PRICE
RJ45 (1)	\$35